

**List of Allotments and Sub-Allotments  
As at the quarter ending March 31, 2023**


Department : Department of Labor and Employment (DOLE)  
 Agency/Entity : Technical Education and Skills Development Authority  
 Operating Unit : Regional Office X  
 Organization Code (UACS) : 16 009 0300010  
 Fund Cluster : 01 Regular Agency Fund

X	Current Year Appropriations
	Supplemental Appropriations
	Continuing Appropriations


(e.g. UACS Fund Cluster: 01-Regular Agency Fund, 02-Foreign Assisted Projects Fund, 03-Special Account-Locally Funded/Domestic Grants Fund, and 04-Special Account-Foreign Assisted/Foreign Grants Fund)

Allotments/Sub-Allotments Reference			Funding Source	Allotments/Sub-Allotments received from CO/ROs/OUs						Sub-Allotments to ROs/OUs					Total Allotments/Net of Sub-allotments					
No.	Number	Date	Description	UACS Code	PS	MOOE	FinEx	CO	Sub-Total	PS	MOOE	FinEx	CO	TOTAL	PS	MOOE	FinEx	CO	TOTAL	
1	2	3	4	5	6	7	8	9	10=(6+7+8+9)	11	12	13	14	15=	16=(6+11)	17=(7+12)	18=(8+13)	19=(9+14)	20=	
<b>A. Allotments received from DBM</b>																				
1	GAA Items released through GAA as Allotment Order per Annex A of NBC No. 590	2023-01-03	Specific Budgets of National Government Agencies	101101	93,264,000.00	164,767,000.00	0.00	0.00	258,031,000.00	0.00	0.00	0.00	0.00	0.00	93,264,000.00	164,767,000.00	0.00	0.00	258,031,000.00	
2	Items For Release through GAAO per Annex C of NBC No. 590	2023-01-03	Retirement and Life Insurance Premiums	104102	8,696,000.00	0.00	0.00	0.00	8,696,000.00	0.00	0.00	0.00	0.00	0.00	8,696,000.00	0.00	0.00	0.00	8,696,000.00	
3	SARO-ROX-23-0012937	2023-02-09	Pension and Gratuity Fund	101407	1,331,893.00	0.00	0.00	0.00	1,331,893.00	0.00	0.00	0.00	0.00	0.00	1,331,893.00	0.00	0.00	0.00	1,331,893.00	
	<b>Sub-Total</b>				103,293,893.00	164,767,000.00	0.00	0.00	268,060,893.00	0.00	0.00	0.00	0.00	0.00	103,293,893.00	164,767,000.00	0.00	0.00	268,060,893.00	
<b>B. Sub-allotments received from Central Office/Regional Office</b>																				
1	GAA Items released through GAA as Allotment Order per Annex A of NBC No. 590 / BDC 02-005-2023 A	2023-01-03	Specific Budgets of National Government Agencies	101101	3,502,783.84	0.00	0.00	0.00	3,502,783.84	0.00	0.00	0.00	0.00	0.00	3,502,783.84	0.00	0.00	0.00	3,502,783.84	
2	GAA Items released through GAA as Allotment Order per Annex A of NBC No. 590 / BDC 02-007-2023 B	2023-01-03	Specific Budgets of National Government Agencies	101101	849,915.12	0.00	0.00	0.00	849,915.12	0.00	0.00	0.00	0.00	0.00	849,915.12	0.00	0.00	0.00	849,915.12	
3	SUBALLOTMENT FROM 0100000 - Central Office / SUBARO NO. : BDC 02-007-2023 B / COBSAT 02-2023 A	2023-04-19	Specific Budgets of National Government Agencies	101101	0.00	0.00	0.00	0.00	0.00	(59,904.12)	0.00	0.00	0.00	(59,904.12)	(59,904.12)	0.00	0.00	0.00	(59,904.12)	
4	SUBALLOTMENT FROM 0100000 - Central Office / SUBARO NO. : BDC 02-007-2023 B / CSAT 02-2023 A	2023-04-19	Specific Budgets of National Government Agencies	101101	0.00	0.00	0.00	0.00	0.00	(480,850.02)	0.00	0.00	0.00	(480,850.02)	(480,850.02)	0.00	0.00	0.00	(480,850.02)	
5	SUBARO NO. : BDC 02-007-2023 B / LN/IAS 02-2023 SUBALLOTMENT FROM 0100000 - Central Office	2023-04-19	Specific Budgets of National Government Agencies	101101	0.00	0.00	0.00	0.00	0.00	(104,920.98)	0.00	0.00	0.00	(104,920.98)	(104,920.98)	0.00	0.00	0.00	(104,920.98)	
6	SUBARO NO. : BDC 02-007-2023 B / LN/IAS 02-2023 A	2023-04-19	Specific Budgets of National Government Agencies	101101	0.00	0.00	0.00	0.00	0.00	(51,060.00)	0.00	0.00	0.00	(51,060.00)	(51,060.00)	0.00	0.00	0.00	(51,060.00)	
7	SUBALLOTMENT FROM 0100000 - Central Office / SUBARO NO. : BDC 02-007-2023 B / OAS 02-2023 A	2023-04-19	Specific Budgets of National Government Agencies	101101	0.00	0.00	0.00	0.00	0.00	(153,180.00)	0.00	0.00	0.00	(153,180.00)	(153,180.00)	0.00	0.00	0.00	(153,180.00)	
8	GAA Items released through GAA as Allotment Order per Annex A of NBC No. 590 / BDC 02-010-2023 C	2023-01-03	Specific Budgets of National Government Agencies	101101	98,610.10	0.00	0.00	0.00	98,610.10	0.00	0.00	0.00	0.00	0.00	98,610.10	0.00	0.00	0.00	98,610.10	
9	SUBALLOTMENT FROM 0100000 - Central Office / SUBARO NO. : BDC 02-010-2023 C / OAS 03-2023 B	2023-04-19	Specific Budgets of National Government Agencies	101101	0.00	0.00	0.00	0.00	0.00	(98,610.10)	0.00	0.00	0.00	(98,610.10)	(98,610.10)	0.00	0.00	0.00	(98,610.10)	
10	GAA Items released through GAA as Allotment Order per Annex A of NBC No. 590 / BDC 03-026-2023 D	2023-01-03	Specific Budgets of National Government Agencies	101101	0.00	200,000.00	0.00	0.00	200,000.00	0.00	0.00	0.00	0.00	0.00	0.00	200,000.00	0.00	0.00	200,000.00	
11	GAA Items released through GAA as Allotment Order per Annex A of NBC No. 590 / STEP-03-008-2023 A	2023-01-03	Specific Budgets of National Government Agencies	101101	0.00	501,900.00	0.00	0.00	501,900.00	0.00	0.00	0.00	0.00	0.00	0.00	501,900.00	0.00	0.00	501,900.00	
12	GAA Items released through GAA as Allotment Order per Annex A of NBC No. 590 / TTSP-03-002-2023 A	2023-01-03	Specific Budgets of National Government Agencies	101101	0.00	720,300.00	0.00	0.00	720,300.00	0.00	0.00	0.00	0.00	0.00	0.00	720,300.00	0.00	0.00	720,300.00	
13	SARO-BMB-B-23-0013038 / UAQTEA-03-013-2023 A	2023-02-15	Specific Budgets of National Government Agencies	101101	0.00	6,066,734.40	0.00	0.00	6,066,734.40	0.00	0.00	0.00	0.00	0.00	0.00	6,066,734.40	0.00	0.00	6,066,734.40	
	<b>Sub-Total</b>				4,451,308.86	7,488,934.40	0.00	0.00	11,940,243.26	(948,525.22)	0.00	0.00	0.00	(948,525.22)	3,502,783.84	7,488,934.40	0.00	0.00	10,991,718.04	
<b>Total Allotments</b>						107,745,201.86	172,255,934.40	0.00	0.00	280,001,136.26	(948,525.22)	0.00	0.00	0.00	(948,525.22)	106,796,676.84	172,255,934.40	0.00	0.00	279,052,611.04
<b>Summary by Funding Source Code:</b>																				
	Specific Budgets of National Government Agencies		101101		97,715,308.86	172,255,934.40	0.00	0.00	269,971,243.26	(948,525.22)	0.00	0.00	0.00	(948,525.22)	96,766,783.84	172,255,934.40	0.00	0.00	269,022,718.04	
	Pension and Gratuity Fund		101407		1,331,893.00	0.00	0.00	0.00	1,331,893.00	0.00	0.00	0.00	0.00	0.00	1,331,893.00	0.00	0.00	0.00	1,331,893.00	
	Retirement and Life Insurance Premiums		104102		8,696,000.00	0.00	0.00	0.00	8,696,000.00	0.00	0.00	0.00	0.00	0.00	8,696,000.00	0.00	0.00	0.00	8,696,000.00	


Certified Correct:

  
 NERJIL MAE T. ACIERTO  
 AO V / BUDGET OFFICER  
 Date: 2023-04-26 14:23:08

Certified Correct:

  
 KAYE KASHKA I. ABROGAR  
 REGIONAL ACCOUNTANT  
 Date: 2023-04-26 14:23:08

Recommending Approval:

  
 LONIE B. GONZALES  
 CHIEF ADMINISTRATIVE OFFICER  
 Date: 2023-04-26 16:21:01

Approved By:

  
 ASHARY A. BANTO  
 REGIONAL DIRECTOR  
 Date: 2023-04-26 16:24:50


**List of Allotments and Sub-Allotments  
As at the quarter ending March 31, 2023**

Department : Department of Labor and Employment (DOLE)  
 Agency/Entity : Technical Education and Skills Development Authority  
 Operating Unit : Regional Office X  
 Organization Code (UACS) : 16 009 0300010  
 Fund Cluster : 03 Special Account - Locally Funded/Domestic Grants Fund  
 (e.g. UACS Fund Cluster: 01-Regular Agency Fund, 02-Foreign Assisted Projects Fund, 03-Special Account-Locally Funded/Domestic Grants Fund, and 04-Special Account-Foreign Assisted/Foreign Grants Fund)

X	Current Year Appropriations
	Supplemental Appropriations
	Continuing Appropriations

Allotments/Sub-Allotments Reference			Funding Source		Allotments/Sub-Allotments received from CO/ROs/OUs					Sub-Allotments to ROs/OUs					Total Allotments/Net of Sub-allotments				
No.	Number	Date	Description	UACS Code	PS	MOOE	FinEx	CO	Sub-Total	PS	MOOE	FinEx	CO	TOTAL	PS	MOOE	FinEx	CO	TOTAL
1	2	3	4	5	6	7	8	9	10=(6+7+8+9)	11	12	13	14	15=	16=(6+11)	17=(7+12)	18=(8+13)	19=(9+14)	20=
<b>A. Allotments received from DBM</b>																			
					0.00	0.00	0.00	0.00	0.00	0.00	0.00	0.00	0.00	0.00	0.00	0.00	0.00	0.00	0.00
	<b>Sub-Total</b>				0.00	0.00	0.00	0.00	0.00	0.00	0.00	0.00	0.00	0.00	0.00	0.00	0.00	0.00	0.00
<b>B. Sub-allotments received from Central Office/Regional Office</b>																			
1	ATFS-2023-E00014B / RCEF 2023-03-01061	2023-01-17	Rice Competitiveness Enhancement Fund (RCEF)	104393	0.00	55,538,850.00	0.00	0.00	55,538,850.00	0.00	0.00	0.00	0.00	0.00	0.00	55,538,850.00	0.00	0.00	55,538,850.00
	<b>Sub-Total</b>				0.00	55,538,850.00	0.00	0.00	55,538,850.00	0.00	0.00	0.00	0.00	0.00	0.00	55,538,850.00	0.00	0.00	55,538,850.00
<b>Total Allotments</b>					0.00	55,538,850.00	0.00	0.00	55,538,850.00	0.00	0.00	0.00	0.00	0.00	0.00	55,538,850.00	0.00	0.00	55,538,850.00
<b>Summary by Funding Source Code:</b>																			
			Rice Competitiveness Enhancement Fund (RCEF)	104393	0.00	55,538,850.00	0.00	0.00	55,538,850.00	0.00	0.00	0.00	0.00	0.00	0.00	55,538,850.00	0.00	0.00	55,538,850.00


Certified Correct:

  
 NERJIL MAE T. ACIERTO  
 AO V-7 BUDGET OFFICER  
 Date: 26/04/2023 16:57

Certified Correct:

  
 KAYE KASHKA I. ABROGAR  
 REGIONAL ACCOUNTANT  
 Date: 26/04/2023 16:57

Recommending Approval:

  
 LONIE B. GONZALES  
 CHIEF ADMINISTRATIVE OFFICER  
 Date: 26/04/2023 16:57

Approved By:

  
 ASHARY ABANTO  
 REGIONAL DIRECTOR  
 Date: 26/04/2023 16:57




**List of Allotments and Sub-Allotments  
As at the quarter ending March 31, 2023**


Department: Department of Labor and Employment (DOLE)  
 Agency: Technical Education and Skills Development Authority  
 Operating Unit: Regional Office X  
 Organization Code (UACS): 16 009 0300010  
 Fund Cluster: 01 Regular Agency Fund


	Current Year Appropriations
	Supplemental Appropriations
X	Continuing Appropriations

(e.g. UACS Fund Cluster: 01-Regular Agency Fund, 02-Foreign Assisted Projects Fund, 03-Special Account-Locally Funded/Domestic Grants Fund, and 04-Special Account-Foreign Assisted/Foreign

Allotments/Sub-Allotments Reference			Funding Source	Allotments/Sub-Allotments received from CO/ROs/OUs						Sub-Allotments to ROs/OUs					Total Allotments/Net of Sub-allotments					
No.	Number	Date	Description	UACS Code	PS	MOOE	FinEx	CO	Sub-Total	PS	MOOE	FinEx	CO	TOTAL	FS	MOOE	FinEx	CO	TOTAL	
1	2	3	4	5	6	7	8	9	10=(6+7+8+9)	11	12	13	14	15=	16=(5+11)	17=(7+12)	18=(8+13)	19=(9+14)	20=	
<b>B. Balance From GAA/SARO/Sub-Allotment(Prior)</b>																				
1	BDC No. STEP-03-012-2022-A	2022-03-23	Specific Budgets of National Government Agencies	102101	0.00	35,582.26	0.00	0.00	35,582.26	0.00	0.00	0.00	0.00	0.00	0.00	35,582.26	0.00	0.00	0.00	35,582.26
2	BDC No. STEP-04-020-2022-B	2022-04-20	Specific Budgets of National Government Agencies	102101	0.00	20,724.58	0.00	0.00	20,724.58	0.00	0.00	0.00	0.00	0.00	0.00	20,724.58	0.00	0.00	0.00	20,724.58
3	BDC No. STEP-05-036-2022-C	2022-05-24	Specific Budgets of National Government Agencies	102101	0.00	54,331.31	0.00	0.00	54,331.31	0.00	0.00	0.00	0.00	0.00	0.00	54,331.31	0.00	0.00	0.00	54,331.31
4	BDC No. STEP-07-050-2022-D	2022-07-26	Specific Budgets of National Government Agencies	102101	0.00	80,440.81	0.00	0.00	80,440.81	0.00	0.00	0.00	0.00	0.00	0.00	80,440.81	0.00	0.00	0.00	80,440.81
5	BDC No. STEP-09-072-2022-E	2022-09-07	Specific Budgets of National Government Agencies	102101	0.00	33,979.26	0.00	0.00	33,979.26	0.00	0.00	0.00	0.00	0.00	0.00	33,979.26	0.00	0.00	0.00	33,979.26
6	BDC No. STEP-09-078-2022-F	2022-09-20	Specific Budgets of National Government Agencies	102101	0.00	8,901.98	0.00	0.00	8,901.98	0.00	0.00	0.00	0.00	0.00	0.00	8,901.98	0.00	0.00	0.00	8,901.98
7	BDC No. STEP-09-089-2022-G	2022-09-27	Specific Budgets of National Government Agencies	102101	0.00	85,337.15	0.00	0.00	85,337.15	0.00	0.00	0.00	0.00	0.00	0.00	85,337.15	0.00	0.00	0.00	85,337.15
8	BDC No. TTSP-02-001-2022 A	2022-02-08	Specific Budgets of National Government Agencies	102101	0.00	3,001.52	0.00	0.00	3,001.52	0.00	0.00	0.00	0.00	0.00	0.00	3,001.52	0.00	0.00	0.00	3,001.52
9	BDC No. TTSP-03-007-2022 B	2022-03-09	Specific Budgets of National Government Agencies	102101	0.00	25,171.89	0.00	0.00	25,171.89	0.00	0.00	0.00	0.00	0.00	0.00	25,171.89	0.00	0.00	0.00	25,171.89
10	BDC No. TTSP-03-015-2022 C	2022-03-24	Specific Budgets of National Government Agencies	102101	0.00	126,858.86	0.00	0.00	126,858.86	0.00	0.00	0.00	0.00	0.00	0.00	126,858.86	0.00	0.00	0.00	126,858.86
11	BDC No. TTSP-04-033-2022 D	2022-04-18	Specific Budgets of National Government Agencies	102101	0.00	16,098.18	0.00	0.00	16,098.18	0.00	0.00	0.00	0.00	0.00	0.00	16,098.18	0.00	0.00	0.00	16,098.18
12	BDC No. TTSP-04-038-2022 E	2022-04-18	Specific Budgets of National Government Agencies	102101	0.00	26,220.15	0.00	0.00	26,220.15	0.00	0.00	0.00	0.00	0.00	0.00	26,220.15	0.00	0.00	0.00	26,220.15
13	BDC No. TTSP-05-060-2022 F	2022-05-25	Specific Budgets of National Government Agencies	102101	0.00	2,814.11	0.00	0.00	2,814.11	0.00	0.00	0.00	0.00	0.00	0.00	2,814.11	0.00	0.00	0.00	2,814.11
14	BDC No. TTSP-06-066-2022 G	2022-06-02	Specific Budgets of National Government Agencies	102101	0.00	5,464.43	0.00	0.00	5,464.43	0.00	0.00	0.00	0.00	0.00	0.00	5,464.43	0.00	0.00	0.00	5,464.43
15	BDC No. TTSP-06-074-2022 H	2022-06-07	Specific Budgets of National Government Agencies	102101	0.00	43,225.69	0.00	0.00	43,225.69	0.00	0.00	0.00	0.00	0.00	0.00	43,225.69	0.00	0.00	0.00	43,225.69
16	BDC No. TTSP-06-087-2022 I	2022-06-28	Specific Budgets of National Government Agencies	102101	0.00	10,899.70	0.00	0.00	10,899.70	0.00	0.00	0.00	0.00	0.00	0.00	10,899.70	0.00	0.00	0.00	10,899.70
17	BDC No. TTSP-06-109-2022 K	2022-06-26	Specific Budgets of National Government Agencies	102101	0.00	8,387.23	0.00	0.00	8,387.23	0.00	0.00	0.00	0.00	0.00	0.00	8,387.23	0.00	0.00	0.00	8,387.23
18	BDC No. TTSP-09-116-2022 L	2022-09-05	Specific Budgets of National Government Agencies	102101	0.00	3,225.82	0.00	0.00	3,225.82	0.00	0.00	0.00	0.00	0.00	0.00	3,225.82	0.00	0.00	0.00	3,225.82
19	BDC No. TTSP-10-155-2022 M	2022-10-04	Specific Budgets of National Government Agencies	102101	0.00	12,657.54	0.00	0.00	12,657.54	0.00	0.00	0.00	0.00	0.00	0.00	12,657.54	0.00	0.00	0.00	12,657.54
20	BDC No. TWSP-06-079-2022-F	2022-06-07	Specific Budgets of National Government Agencies	102101	0.00	58,119.52	0.00	0.00	58,119.52	0.00	0.00	0.00	0.00	0.00	0.00	58,119.52	0.00	0.00	0.00	58,119.52
21	BDC No. TWSP-06-087-2022-G	2022-06-15	Specific Budgets of National Government Agencies	102101	0.00	36,090.63	0.00	0.00	36,090.63	0.00	0.00	0.00	0.00	0.00	0.00	36,090.63	0.00	0.00	0.00	36,090.63
22	BDC No. TWSP-08-117-2022-I	2022-08-08	Specific Budgets of National Government Agencies	102101	0.00	27,030.75	0.00	0.00	27,030.75	0.00	0.00	0.00	0.00	0.00	0.00	27,030.75	0.00	0.00	0.00	27,030.75
23	BDC No. TWSP-08-123-2022-J	2022-08-19	Specific Budgets of National Government Agencies	102101	0.00	15,947.72	0.00	0.00	15,947.72	0.00	0.00	0.00	0.00	0.00	0.00	15,947.72	0.00	0.00	0.00	15,947.72
24	BDC No. UAQTEA-05-012-2022 A	2022-05-24	Specific Budgets of National Government Agencies	102101	0.00	138,891.20	0.00	0.00	138,891.20	0.00	0.00	0.00	0.00	0.00	0.00	138,891.20	0.00	0.00	0.00	138,891.20
25	Comprehensive Release Per Annex A and A-1 of NBC No. 587	2022-01-11	Specific Budgets of National Government Agencies	102101	0.00	3,919,137.87	0.00	0.00	3,919,137.87	0.00	0.00	0.00	0.00	0.00	0.00	3,919,137.87	0.00	0.00	0.00	3,919,137.87
26	Comprehensive Release Per Annex A and A-1 of NBC No. 587	2022-01-11	Specific Budgets of National Government Agencies	102101	0.00	1,317,708.28	0.00	0.00	1,317,708.28	0.00	0.00	0.00	0.00	0.00	0.00	1,317,708.28	0.00	0.00	0.00	1,317,708.28
<b>Sub-Total</b>						0.00	6,116,248.54	0.00	0.00	6,116,248.54	0.00	0.00	0.00	0.00	0.00	6,116,248.54	0.00	0.00	0.00	6,116,248.54
<b>D. Sub-allotments received from Central Office/Regional Office(Prior Year)</b>																				
1	RCEF-03-010-2023 A	24-Mar-2023	Specific Budgets of National Government Agencies	102101	0.00	7,632,000.00	0.00	0.00	7,632,000.00	0.00	0.00	0.00	0.00	0.00	0.00	7,632,000.00	0.00	0.00	0.00	7,632,000.00
2	TWSP-01-004-2023 A	10-Jan-2023	Specific Budgets of National Government Agencies	102101	0.00	600,000.00	0.00	0.00	600,000.00	0.00	0.00	0.00	0.00	0.00	0.00	600,000.00	0.00	0.00	0.00	600,000.00
<b>Sub-Total</b>						0.00	8,232,000.00	0.00	0.00	8,232,000.00	0.00	0.00	0.00	0.00	0.00	8,232,000.00	0.00	0.00	0.00	8,232,000.00
<b>Total Allotments</b>						0.00	14,348,248.54	0.00	0.00	14,348,248.54	0.00	0.00	0.00	0.00	0.00	14,348,248.54	0.00	0.00	0.00	14,348,248.54
Summary by Funding Source Code:																				
Specific Budgets of National Government Agencies				102101	0.00	14,348,248.54	0.00	0.00	14,348,248.54	0.00	0.00	0.00	0.00	0.00	0.00	14,348,248.54	0.00	0.00	0.00	14,348,248.54

**Certified Correct:**  
  
 NERJIL MAE T. AGIERTO  
 AO V / BUDGET OFFICER  
 Date: 2023-04-26 14:23:08

**Certified Correct:**  
  
 KAYE KASHIWA T. ABROGAR  
 REGIONAL ACCOUNTANT  
 Date: 2023-04-26 14:23:08

**Recommending Approval:**  
  
 LONIE B. GONZAGA  
 CHIEF ADMINISTRATIVE OFFICER  
 Date: 2023-04-26 16:21:01

**Approved By:**  
  
 ASENYA A. BANTO  
 REGIONAL DIRECTOR  
 Date: 2023-04-26 16:24:30