


STATEMENT OF APPROVED BUDGET, UTILIZATIONS, DISBURSEMENTS AND BALANCES


(For Off-Budgetary Funds)


As at the Quarter Ending March 31, 2023


Department : Department of Labor and Employment (DOLE)
 Agency/Entity : Technical Education and Skills Development Authority
 Operating Unit : Regional Office X
 Organization Code (UACS) : 16 009 0300010
 Fund Cluster : 05 Internally Generated Funds
 (e.g. UACS Fund Cluster: 05-Internally Generated Funds and 06-Business Related Funds)

Particulars	UACS CODE	Approved Budget			Utilizations					Disbursements					Balances		
		Approved Budgeted Revenue	Adjustments (Reductions, Modifications/ Augmentations)	Adjusted Budgeted Revenue	1st Quarter Ending March 31	2nd Quarter Ending June 30	3rd Quarter Ending September 30	4th Quarter Ending December 31	TOTAL	1st Quarter Ending March 31	2nd Quarter Ending June 30	3rd Quarter Ending September 30	4th Quarter Ending December 31	TOTAL	Unutilized Budget	Unpaid Obligations (10-15)=(17+18)	
																5=[(3+(-4))]	Due and Demandable
1	2	3	4	5=[(3+(-4))]	6	7	8	9	10=(6+7+8+9)	11	12	13	14	15=(11+12+13+14)	16=(5-10)	17	18
Operations	3000000000000000	37,850,010.00	1,582,390.29	39,432,400.29	7,044,116.11	0.00	0.00	0.00	7,044,116.11	7,044,116.11	0.00	0.00	0.00	7,044,116.11	32,388,284.18	0.00	0.00
OO : Employability increased and / or enhanced	3100000000000000	37,850,010.00	1,582,390.29	39,432,400.29	7,044,116.11	0.00	0.00	0.00	7,044,116.11	7,044,116.11	0.00	0.00	0.00	7,044,116.11	32,388,284.18	0.00	0.00
TECHNICAL EDUCATION AND SKILLS DEVELOPMENT PROGRAM	3103000000000000	37,850,010.00	1,582,390.29	39,432,400.29	7,044,116.11	0.00	0.00	0.00	7,044,116.11	7,044,116.11	0.00	0.00	0.00	7,044,116.11	32,388,284.18	0.00	0.00
Promotion, Development and Implementation of Quality Technical Education and Skills Development Programs	310300100001000	37,850,010.00	1,582,390.29	39,432,400.29	7,044,116.11	0.00	0.00	0.00	7,044,116.11	7,044,116.11	0.00	0.00	0.00	7,044,116.11	32,388,284.18	0.00	0.00
MOOE		37,850,010.00	1,582,390.29	39,432,400.29	7,044,116.11	0.00	0.00	0.00	7,044,116.11	7,044,116.11	0.00	0.00	0.00	7,044,116.11	32,388,284.18	0.00	0.00
Sub-Total, Operations		37,850,010.00	1,582,390.29	39,432,400.29	7,044,116.11	0.00	0.00	0.00	7,044,116.11	7,044,116.11	0.00	0.00	0.00	7,044,116.11	32,388,284.18	0.00	0.00
PS		0.00	0.00	0.00	0.00	0.00	0.00	0.00	0.00	0.00	0.00	0.00	0.00	0.00	0.00	0.00	0.00
MOOE		37,850,010.00	1,582,390.29	39,432,400.29	7,044,116.11	0.00	0.00	0.00	7,044,116.11	7,044,116.11	0.00	0.00	0.00	7,044,116.11	32,388,284.18	0.00	0.00
FinEx (if Applicable)		0.00	0.00	0.00	0.00	0.00	0.00	0.00	0.00	0.00	0.00	0.00	0.00	0.00	0.00	0.00	0.00
CO		0.00	0.00	0.00	0.00	0.00	0.00	0.00	0.00	0.00	0.00	0.00	0.00	0.00	0.00	0.00	0.00
GRAND TOTAL		37,850,010.00	1,582,390.29	39,432,400.29	7,044,116.11	0.00	0.00	0.00	7,044,116.11	7,044,116.11	0.00	0.00	0.00	7,044,116.11	32,388,284.18	0.00	0.00
PS		0.00	0.00	0.00	0.00	0.00	0.00	0.00	0.00	0.00	0.00	0.00	0.00	0.00	0.00	0.00	0.00
MOOE		37,850,010.00	1,582,390.29	39,432,400.29	7,044,116.11	0.00	0.00	0.00	7,044,116.11	7,044,116.11	0.00	0.00	0.00	7,044,116.11	32,388,284.18	0.00	0.00
FinEx (if Applicable)		0.00	0.00	0.00	0.00	0.00	0.00	0.00	0.00	0.00	0.00	0.00	0.00	0.00	0.00	0.00	0.00
CO		0.00	0.00	0.00	0.00	0.00	0.00	0.00	0.00	0.00	0.00	0.00	0.00	0.00	0.00	0.00	0.00

Certified Correct:

 KAYE KASHIRA I. ABROGAR
 Date: April 25, 2023

Certified Correct:

 NERJIL MAE T. ACIERTO
 Date: April 25, 2023

Recommending Approval By:

 LONIE B. GONZAGA
 Date: April 25, 2023

Approved By:

 ASHARY A. BANTO
 Date: April 25, 2023