

SUMMARY OF APPROVED BUDGET, UTILIZATIONS, DISBURSEMENTS AND BALANCES BY OBJECT OF EXPENDITURES

(For Off-Budgetary Funds)

As at the Quarter Ending June 30, 2023

Department : Department of Labor and Employment (DOLE)  
 Agency/Entity : Technical Education and Skills Development Authority  
 Operating Unit : Regional Office X  
 Organization Code (UACS) : 16 009 0300010  
 Fund Cluster : 05 - Internally Generated Funds  
 (e.g. UACS Fund Cluster: 05-Internally Generated Funds and 06-Business Related Funds)

Particulars	UACS CODE	Approved Budget			Utilizations					Disbursements					Balances		
		Approved Budgeted Revenue	Adjustments (Reductions, Modifications/ Augmentations)	Adjusted Budgeted Revenue	1st Quarter Ending March 31	2nd Quarter Ending June 30	3rd Quarter Ending September 30	4th Quarter Ending December 31	Total	1st Quarter Ending March 31	2nd Quarter Ending June 30	3rd Quarter Ending September 30	4th Quarter Ending December 31	Total	Unutilized Budget	Unpaid Obligations (10-15)=(17+18)	
																Due and Demandable	Not Yet Due and Demandable
1	2	3	4	5=([3+(-)4])	6	7	8	9	10=(6+7+8+9)	11	12	13	14	15=(11+12+13+14)	16=(5-10)	17	18
<b>SUMMARY</b>																	
<b>A. AGENCY SPECIFIC BUDGET</b>																	
Maintenance and Other Operating Expenses		37,850,010.00	0.00	37,850,010.00	7,044,116.11	11,338,226.95	0.00	0.00	18,382,343.06	7,044,116.11	11,338,226.95	0.00	0.00	18,382,343.06	19,467,666.94	0.00	0.00
Traveling Expenses	5020100000	197,340.00	1,030,000.00	1,227,340.00	782,124.84	439,926.76	0.00	0.00	1,222,051.60	782,124.84	439,926.76	0.00	0.00	1,222,051.60	5,288.40	0.00	0.00
Traveling Expenses - Local	5020101000	197,340.00	1,030,000.00	1,227,340.00	782,124.84	439,926.76	0.00	0.00	1,222,051.60	782,124.84	439,926.76	0.00	0.00	1,222,051.60	5,288.40	0.00	0.00
Traveling Expenses - Local	5020101000	197,340.00	1,030,000.00	1,227,340.00	782,124.84	439,926.76	0.00	0.00	1,222,051.60	782,124.84	439,926.76	0.00	0.00	1,222,051.60	5,288.40	0.00	0.00
Training and Scholarship Expenses	5020200000	14,405,170.74	(3,090,443.92)	11,314,726.82	1,334,365.47	2,084,867.06	0.00	0.00	3,419,232.53	1,334,365.47	2,084,867.06	0.00	0.00	3,419,232.53	7,895,494.29	0.00	0.00
Training Expenses	5020201000	14,405,170.74	(3,090,443.92)	11,314,726.82	1,334,365.47	2,084,867.06	0.00	0.00	3,419,232.53	1,334,365.47	2,084,867.06	0.00	0.00	3,419,232.53	7,895,494.29	0.00	0.00
Training Expenses	5020201002	14,405,170.74	(3,090,443.92)	11,314,726.82	1,334,365.47	2,084,867.06	0.00	0.00	3,419,232.53	1,334,365.47	2,084,867.06	0.00	0.00	3,419,232.53	7,895,494.29	0.00	0.00
Supplies and Materials Expenses	5020300000	9,137,817.81	221,091.38	9,358,909.19	1,161,530.45	1,595,170.10	0.00	0.00	2,756,700.55	1,161,530.45	1,595,170.10	0.00	0.00	2,756,700.55	6,602,208.64	0.00	0.00
Office Supplies Expenses	5020301000	937,330.85	28,527.50	965,858.35	99,562.66	136,256.15	0.00	0.00	235,818.81	99,562.66	136,256.15	0.00	0.00	235,818.81	730,039.54	0.00	0.00
Office Supplies Expenses	5020301002	937,330.85	28,527.50	965,858.35	99,562.66	136,256.15	0.00	0.00	235,818.81	99,562.66	136,256.15	0.00	0.00	235,818.81	730,039.54	0.00	0.00
Accountable Forms Expenses	5020302000	561,600.00	49,440.00	611,040.00	112,055.00	280,130.00	0.00	0.00	392,185.00	112,055.00	280,130.00	0.00	0.00	392,185.00	218,855.00	0.00	0.00
Accountable Forms Expenses	5020302000	561,600.00	49,440.00	611,040.00	112,055.00	280,130.00	0.00	0.00	392,185.00	112,055.00	280,130.00	0.00	0.00	392,185.00	218,855.00	0.00	0.00
Drugs and Medicines Expenses	5020307000	10,767.63	0.00	10,767.63	0.00	0.00	0.00	0.00	0.00	0.00	0.00	0.00	0.00	0.00	10,767.63	0.00	0.00
Drugs and Medicines Expenses	5020307000	10,767.63	0.00	10,767.63	0.00	0.00	0.00	0.00	0.00	0.00	0.00	0.00	0.00	0.00	10,767.63	0.00	0.00
Fuel, Oil and Lubricants Expenses	5020309000	1,384,806.89	51,465.16	1,436,272.05	573,059.11	470,045.35	0.00	0.00	1,043,104.46	573,059.11	470,045.35	0.00	0.00	1,043,104.46	393,167.59	0.00	0.00
Fuel, Oil and Lubricants Expenses	5020309000	1,384,806.89	51,465.16	1,436,272.05	573,059.11	470,045.35	0.00	0.00	1,043,104.46	573,059.11	470,045.35	0.00	0.00	1,043,104.46	393,167.59	0.00	0.00
Textbooks and Instructional Materials Expenses	5020311000	2,500,000.00	0.00	2,500,000.00	0.00	0.00	0.00	0.00	0.00	0.00	0.00	0.00	0.00	0.00	2,500,000.00	0.00	0.00
Textbooks and Instructional Materials Expenses	5020311001	2,500,000.00	0.00	2,500,000.00	0.00	0.00	0.00	0.00	0.00	0.00	0.00	0.00	0.00	0.00	2,500,000.00	0.00	0.00
Semi-Expendable Machinery and Equipment Expenses	5020321000	730,624.74	33,837.22	764,461.96	167,993.01	480,195.00	0.00	0.00	648,188.01	167,993.01	480,195.00	0.00	0.00	648,188.01	116,273.95	0.00	0.00
Office Equipment	5020321002	198,010.81	25,000.00	223,010.81	38,084.60	184,885.00	0.00	0.00	222,969.60	38,084.60	184,885.00	0.00	0.00	222,969.60	41.21	0.00	0.00
Information and Communications Technology Equipment	5020321003	334,962.36	0.00	334,962.36	121,071.19	146,750.00	0.00	0.00	267,821.19	121,071.19	146,750.00	0.00	0.00	267,821.19	67,141.17	0.00	0.00
Communications Equipment	5020321007	0.00	0.00	0.00	0.00	0.00	0.00	0.00	0.00	0.00	0.00	0.00	0.00	0.00	0.00	0.00	0.00
Disaster Response and Rescue Equipment	5020321008	33,392.63	0.00	33,392.63	0.00	0.00	0.00	0.00	0.00	0.00	0.00	0.00	0.00	0.00	33,392.63	0.00	0.00
Printing Equipment	5020321011	0.00	0.00	0.00	0.00	0.00	0.00	0.00	0.00	0.00	0.00	0.00	0.00	0.00	0.00	0.00	0.00
Technical and Scientific Equipment	5020321013	154,186.40	8,837.22	163,023.62	8,837.22	148,560.00	0.00	0.00	157,397.22	8,837.22	148,560.00	0.00	0.00	157,397.22	5,626.40	0.00	0.00
Other Machinery and Equipment	5020321099	10,072.54	0.00	10,072.54	0.00	0.00	0.00	0.00	0.00	0.00	0.00	0.00	0.00	0.00	10,072.54	0.00	0.00

Department : Department of Labor and Employment (DOLE)  
 Agency/Entity : Technical Education and Skills Development Authority  
 Operating Unit : Regional Office X  
 Organization Code (UACS) : 16 009 0300010  
 Fund Cluster : 05 - Internally Generated Funds  
 (e.g. UACS Fund Cluster: 05-Internally Generated Funds and 06-Business Related Funds)


Particulars	UACS CODE	Approved Budget			Utilizations					Disbursements					Balances		
		Approved Budgeted Revenue	Adjustments (Reductions, Modifications/ Augmentations)	Adjusted Budgeted Revenue	1st Quarter Ending March 31	2nd Quarter Ending June 30	3rd Quarter Ending September 30	4th Quarter Ending December 31	Total	1st Quarter Ending March 31	2nd Quarter Ending June 30	3rd Quarter Ending September 30	4th Quarter Ending December 31	Total	Unutilized Budget	Unpaid Obligations (10-15)=(17+18)	
																5=([3+(-)4])	6
1	2	3	4	5	6	7	8	9	10	11	12	13	14	15	16	17	18
<b>SUMMARY</b>																	
<b>A. AGENCY SPECIFIC BUDGET</b>																	
Semi-Expendable Furniture, Fixtures and Books Expenses	5020322000	143,556.18	0.00	143,556.18	8,000.00	117,800.00	0.00	0.00	125,800.00	8,000.00	117,800.00	0.00	0.00	125,800.00	17,756.18	0.00	0.00
Furniture and Fixtures	5020322001	143,556.18	0.00	143,556.18	8,000.00	117,800.00	0.00	0.00	125,800.00	8,000.00	117,800.00	0.00	0.00	125,800.00	17,756.18	0.00	0.00
Other Supplies and Materials Expenses	5020399000	2,869,131.52	57,821.50	2,926,953.02	200,860.67	110,743.60	0.00	0.00	311,604.27	200,860.67	110,743.60	0.00	0.00	311,604.27	2,615,348.75	0.00	0.00
Other Supplies and Materials Expenses	5020399000	2,869,131.52	57,821.50	2,926,953.02	200,860.67	110,743.60	0.00	0.00	311,604.27	200,860.67	110,743.60	0.00	0.00	311,604.27	2,615,348.75	0.00	0.00
Utility Expenses	5020400000	1,346,470.68	174,653.17	1,521,123.85	517,854.74	879,801.51	0.00	0.00	1,397,656.25	517,854.74	879,801.51	0.00	0.00	1,397,656.25	123,467.60	0.00	0.00
Water Expenses	5020401000	70,189.40	50,000.00	120,189.40	61,061.50	52,059.50	0.00	0.00	113,121.00	61,061.50	52,059.50	0.00	0.00	113,121.00	7,068.40	0.00	0.00
Water Expenses	5020401000	70,189.40	50,000.00	120,189.40	61,061.50	52,059.50	0.00	0.00	113,121.00	61,061.50	52,059.50	0.00	0.00	113,121.00	7,068.40	0.00	0.00
Electricity Expenses	5020402000	1,276,281.28	124,653.17	1,400,934.45	456,793.24	827,742.01	0.00	0.00	1,284,535.25	456,793.24	827,742.01	0.00	0.00	1,284,535.25	116,399.20	0.00	0.00
Electricity Expenses	5020402000	1,276,281.28	124,653.17	1,400,934.45	456,793.24	827,742.01	0.00	0.00	1,284,535.25	456,793.24	827,742.01	0.00	0.00	1,284,535.25	116,399.20	0.00	0.00
Communication Expenses	5020500000	499,762.73	48,964.20	548,726.93	135,278.33	138,100.98	0.00	0.00	273,379.31	135,278.33	138,100.98	0.00	0.00	273,379.31	275,347.62	0.00	0.00
Postage and Courier Services	5020501000	667.85	4,500.00	5,167.85	1,808.00	3,023.00	0.00	0.00	4,831.00	1,808.00	3,023.00	0.00	0.00	4,831.00	336.85	0.00	0.00
Postage and Courier Services	5020501000	667.85	4,500.00	5,167.85	1,808.00	3,023.00	0.00	0.00	4,831.00	1,808.00	3,023.00	0.00	0.00	4,831.00	336.85	0.00	0.00
Telephone Expenses	5020502000	35,512.97	30,500.00	66,012.97	34,555.51	31,103.98	0.00	0.00	65,659.49	34,555.51	31,103.98	0.00	0.00	65,659.49	353.48	0.00	0.00
Mobile	5020502001	29,000.00	22,500.00	51,500.00	26,847.91	24,560.62	0.00	0.00	51,408.53	26,847.91	24,560.62	0.00	0.00	51,408.53	91.47	0.00	0.00
Landline	5020502002	6,512.97	8,000.00	14,512.97	7,707.60	6,543.36	0.00	0.00	14,250.96	7,707.60	6,543.36	0.00	0.00	14,250.96	262.01	0.00	0.00
Internet Subscription Expenses	5020503000	458,581.91	13,964.20	472,546.11	97,324.82	102,384.00	0.00	0.00	199,708.82	97,324.82	102,384.00	0.00	0.00	199,708.82	272,837.29	0.00	0.00
Internet Subscription Expenses	5020503000	458,581.91	13,964.20	472,546.11	97,324.82	102,384.00	0.00	0.00	199,708.82	97,324.82	102,384.00	0.00	0.00	199,708.82	272,837.29	0.00	0.00
Cable, Satellite, Telegraph and Radio Expenses	5020504000	5,000.00	0.00	5,000.00	1,590.00	1,590.00	0.00	0.00	3,180.00	1,590.00	1,590.00	0.00	0.00	3,180.00	1,820.00	0.00	0.00
Cable, Satellite, Telegraph and Radio Expenses	5020504000	5,000.00	0.00	5,000.00	1,590.00	1,590.00	0.00	0.00	3,180.00	1,590.00	1,590.00	0.00	0.00	3,180.00	1,820.00	0.00	0.00
Professional Services	5021100000	1,038,000.00	612,100.00	1,650,100.00	696,548.04	884,653.90	0.00	0.00	1,581,201.94	696,548.04	884,653.90	0.00	0.00	1,581,201.94	68,898.06	0.00	0.00
Auditing Services	5021102000	0.00	8,100.00	8,100.00	0.00	8,100.00	0.00	0.00	8,100.00	0.00	8,100.00	0.00	0.00	8,100.00	0.00	0.00	0.00
Auditing Services	5021102000	0.00	8,100.00	8,100.00	0.00	8,100.00	0.00	0.00	8,100.00	0.00	8,100.00	0.00	0.00	8,100.00	0.00	0.00	0.00
Consultancy Services	5021103000	0.00	4,000.00	4,000.00	0.00	4,000.00	0.00	0.00	4,000.00	0.00	4,000.00	0.00	0.00	4,000.00	0.00	0.00	0.00
Consultancy Services	5021103002	0.00	4,000.00	4,000.00	0.00	4,000.00	0.00	0.00	4,000.00	0.00	4,000.00	0.00	0.00	4,000.00	0.00	0.00	0.00
Other Professional Services	5021199000	1,038,000.00	600,000.00	1,638,000.00	696,548.04	872,553.90	0.00	0.00	1,569,101.94	696,548.04	872,553.90	0.00	0.00	1,569,101.94	68,898.06	0.00	0.00
Other Professional Services	5021199000	1,038,000.00	600,000.00	1,638,000.00	696,548.04	872,553.90	0.00	0.00	1,569,101.94	696,548.04	872,553.90	0.00	0.00	1,569,101.94	68,898.06	0.00	0.00
General Services	5021200000	7,324,236.38	574,845.65	7,899,082.03	1,554,895.29	3,515,662.03	0.00	0.00	5,070,557.32	1,554,895.29	3,515,662.03	0.00	0.00	5,070,557.32	2,828,524.71	0.00	0.00
Security Services	5021203000	851,242.33	450,000.00	1,301,242.33	354,686.03	921,766.72	0.00	0.00	1,276,452.75	354,686.03	921,766.72	0.00	0.00	1,276,452.75	24,789.58	0.00	0.00
Security Services	5021203000	851,242.33	450,000.00	1,301,242.33	354,686.03	921,766.72	0.00	0.00	1,276,452.75	354,686.03	921,766.72	0.00	0.00	1,276,452.75	24,789.58	0.00	0.00
Other General Services	5021299000	6,472,994.05	124,845.65	6,597,839.70	1,200,209.26	2,593,895.31	0.00	0.00	3,794,104.57	1,200,209.26	2,593,895.31	0.00	0.00	3,794,104.57	2,803,735.13	0.00	0.00
Other General Services	5021299099	6,472,994.05	124,845.65	6,597,839.70	1,200,209.26	2,593,895.31	0.00	0.00	3,794,104.57	1,200,209.26	2,593,895.31	0.00	0.00	3,794,104.57	2,803,735.13	0.00	0.00
Repairs and Maintenance	5021300000	1,063,630.09	22,229.80	1,085,859.89	198,028.39	297,029.90	0.00	0.00	495,058.29	198,028.39	297,029.90	0.00	0.00	495,058.29	590,801.60	0.00	0.00


Department : Department of Labor and Employment (DOLE)  
 Agency/Entity : Technical Education and Skills Development Authority  
 Operating Unit : Regional Office X  
 Organization Code (UACS) : 16 009 0300010  
 Fund Cluster : 05 - Internally Generated Funds  
 (e.g. UACS Fund Cluster: 05-Internally Generated Funds and 06-Business Related Funds)


Particulars	UACS CODE	Approved Budget			Utilizations					Disbursements					Balances		
		Approved Budgeted Revenue	Adjustments (Reductions, Modifications/ Augmentations)	Adjusted Budgeted Revenue	1st Quarter Ending March 31	2nd Quarter Ending June 30	3rd Quarter Ending September 30	4th Quarter Ending December 31	Total	1st Quarter Ending March 31	2nd Quarter Ending June 30	3rd Quarter Ending September 30	4th Quarter Ending December 31	Total	Unutilized Budget	Unpaid Obligations (10-15)=(17+18)	
																Due and Demandable	Not Yet Due and Demandable
1	2	3	4	5=(3+(-)4)	6	7	8	9	10=(6+7+8+9)	11	12	13	14	15=(11+12+13+14)	16=(5-10)	17	18
<b>SUMMARY</b>																	
<b>A. AGENCY SPECIFIC BUDGET</b>																	
Repairs and Maintenance - Land Improvements	5021302000	19,707.13	0.00	19,707.13	0.00	0.00	0.00	0.00	0.00	0.00	0.00	0.00	0.00	0.00	19,707.13	0.00	0.00
Other Land Improvements	5021302099	19,707.13	0.00	19,707.13	0.00	0.00	0.00	0.00	0.00	0.00	0.00	0.00	0.00	0.00	19,707.13	0.00	0.00
Repairs and Maintenance - Infrastructure Assets	5021303000	8,690.00	0.00	8,690.00	0.00	0.00	0.00	0.00	0.00	0.00	0.00	0.00	0.00	0.00	8,690.00	0.00	0.00
Water Supply Systems	5021303004	8,690.00	0.00	8,690.00	0.00	0.00	0.00	0.00	0.00	0.00	0.00	0.00	0.00	0.00	8,690.00	0.00	0.00
Repairs and Maintenance - Buildings and Other Structures	5021304000	565,770.35	20,029.80	585,800.15	99,972.80	231,825.86	0.00	0.00	331,798.66	99,972.80	231,825.86	0.00	0.00	331,798.66	254,001.49	0.00	0.00
Buildings	5021304001	433,678.35	0.00	433,678.35	79,943.00	220,509.00	0.00	0.00	300,452.00	79,943.00	220,509.00	0.00	0.00	300,452.00	133,226.35	0.00	0.00
School Buildings	5021304002	102,392.00	20,029.80	122,421.80	20,029.80	11,316.86	0.00	0.00	31,346.66	20,029.80	11,316.86	0.00	0.00	31,346.66	91,075.14	0.00	0.00
Other Structures	5021304099	29,700.00	0.00	29,700.00	0.00	0.00	0.00	0.00	0.00	0.00	0.00	0.00	0.00	0.00	29,700.00	0.00	0.00
Repairs and Maintenance - Machinery and Equipment	5021305000	144,738.00	0.00	144,738.00	0.00	0.00	0.00	0.00	0.00	0.00	0.00	0.00	0.00	0.00	144,738.00	0.00	0.00
Office Equipment	5021305002	3,190.00	0.00	3,190.00	0.00	0.00	0.00	0.00	0.00	0.00	0.00	0.00	0.00	0.00	3,190.00	0.00	0.00
Information and Communication Technology Equipment	5021305003	35,299.00	0.00	35,299.00	0.00	0.00	0.00	0.00	0.00	0.00	0.00	0.00	0.00	0.00	35,299.00	0.00	0.00
Technical and Scientific Equipment	5021305014	106,249.00	0.00	106,249.00	0.00	0.00	0.00	0.00	0.00	0.00	0.00	0.00	0.00	0.00	106,249.00	0.00	0.00
Other Machinery and Equipment	5021305099	0.00	0.00	0.00	0.00	0.00	0.00	0.00	0.00	0.00	0.00	0.00	0.00	0.00	0.00	0.00	0.00
Repairs and Maintenance - Transportation Equipment	5021306000	279,443.00	2,200.00	281,643.00	78,226.59	65,204.04	0.00	0.00	143,430.63	78,226.59	65,204.04	0.00	0.00	143,430.63	138,212.37	0.00	0.00
Motor Vehicles	5021306001	279,443.00	2,200.00	281,643.00	78,226.59	65,204.04	0.00	0.00	143,430.63	78,226.59	65,204.04	0.00	0.00	143,430.63	138,212.37	0.00	0.00
Other Transportation Equipment	5021306099	0.00	0.00	0.00	0.00	0.00	0.00	0.00	0.00	0.00	0.00	0.00	0.00	0.00	0.00	0.00	0.00
Repairs and Maintenance - Furniture and Fixtures	5021307000	0.00	19,829.00	19,829.00	19,829.00	0.00	0.00	0.00	19,829.00	19,829.00	0.00	0.00	0.00	19,829.00	0.00	0.00	0.00
Repairs and Maintenance - Furniture and Fixtures	5021307000	0.00	19,829.00	19,829.00	19,829.00	0.00	0.00	0.00	19,829.00	19,829.00	0.00	0.00	0.00	19,829.00	0.00	0.00	0.00
Repairs and Maintenance - Other Property, Plant and Equipment	5021399000	45,281.61	(19,829.00)	25,452.61	0.00	0.00	0.00	0.00	0.00	0.00	0.00	0.00	0.00	0.00	25,452.61	0.00	0.00
Other Property, Plant and Equipment	5021399099	45,281.61	(19,829.00)	25,452.61	0.00	0.00	0.00	0.00	0.00	0.00	0.00	0.00	0.00	0.00	25,452.61	0.00	0.00
Taxes, Insurance Premiums and Other Fees	5021500000	100,156.07	39,820.00	139,976.07	54,370.82	68,951.29	0.00	0.00	123,322.11	54,370.82	68,951.29	0.00	0.00	123,322.11	16,653.96	0.00	0.00
Taxes, Duties and Licenses	5021501000	31,186.40	31,500.00	62,686.40	28,088.80	34,499.29	0.00	0.00	62,588.09	28,088.80	34,499.29	0.00	0.00	62,588.09	98.31	0.00	0.00
Taxes, Duties and Licenses	5021501001	31,186.40	31,500.00	62,686.40	28,088.80	34,499.29	0.00	0.00	62,588.09	28,088.80	34,499.29	0.00	0.00	62,588.09	98.31	0.00	0.00
Fidelity Bond Premiums	5021502000	14,437.50	4,875.00	19,312.50	4,875.00	3,675.00	0.00	0.00	8,550.00	4,875.00	3,675.00	0.00	0.00	8,550.00	10,762.50	0.00	0.00
Fidelity Bond Premiums	5021502000	14,437.50	4,875.00	19,312.50	4,875.00	3,675.00	0.00	0.00	8,550.00	4,875.00	3,675.00	0.00	0.00	8,550.00	10,762.50	0.00	0.00
Insurance Expenses	5021503000	54,532.17	3,445.00	57,977.17	21,407.02	30,777.00	0.00	0.00	52,184.02	21,407.02	30,777.00	0.00	0.00	52,184.02	5,793.15	0.00	0.00
Insurance Expenses	5021503000	54,532.17	3,445.00	57,977.17	21,407.02	30,777.00	0.00	0.00	52,184.02	21,407.02	30,777.00	0.00	0.00	52,184.02	5,793.15	0.00	0.00
Other Maintenance and Operating Expenses	5029900000	2,737,425.50	366,739.72	3,104,165.22	609,119.74	1,434,063.42	0.00	0.00	2,043,183.16	609,119.74	1,434,063.42	0.00	0.00	2,043,183.16	1,060,982.06	0.00	0.00
Advertising Expenses	5029901000	0.00	0.00	0.00	0.00	0.00	0.00	0.00	0.00	0.00	0.00	0.00	0.00	0.00	0.00	0.00	0.00
Advertising Expenses	5029901000	0.00	0.00	0.00	0.00	0.00	0.00	0.00	0.00	0.00	0.00	0.00	0.00	0.00	0.00	0.00	0.00
Printing and Publication Expenses	5029902000	44,770.00	2,960.00	47,730.00	2,960.00	32,384.00	0.00	0.00	35,344.00	2,960.00	32,384.00	0.00	0.00	35,344.00	12,386.00	0.00	0.00
Printing and Publication Expenses	5029902000	44,770.00	2,960.00	47,730.00	2,960.00	32,384.00	0.00	0.00	35,344.00	2,960.00	32,384.00	0.00	0.00	35,344.00	12,386.00	0.00	0.00


Department : Department of Labor and Employment (DOLE)  
 Agency/Entity : Technical Education and Skills Development Authority  
 Operating Unit : Regional Office X  
 Organization Code (UACS) : 16 009 0300010  
 Fund Cluster : 05 - Internally Generated Funds  
 (e.g. UACS Fund Cluster: 05-Internally Generated Funds and 06-Business Related Funds)

Particulars	UACS CODE	Approved Budget			Utilizations					Disbursements					Balances		
		Approved Budgeted Revenue	Adjustments (Reductions, Modifications/ Augmentations)	Adjusted Budgeted Revenue	1st Quarter Ending March 31	2nd Quarter Ending June 30	3rd Quarter Ending September 30	4th Quarter Ending December 31	Total	1st Quarter Ending March 31	2nd Quarter Ending June 30	3rd Quarter Ending September 30	4th Quarter Ending December 31	Total	Unutilized Budget	Unpaid Obligations (10-15)=(17+18)	
																Due and Demandable	Not Yet Due and Demandable
1	2	3	4	5=[(3+(-)4)]	6	7	8	9	10=(6+7+8+9)	11	12	13	14	15=(11+12+13+14)	16=(5-10)	17	18
<b>SUMMARY</b>																	
<b>A. AGENCY SPECIFIC BUDGET</b>																	
Representation Expenses	5029903000	473,008.00	27,014.55	500,022.55	129,553.55	150,274.27	0.00	0.00	279,827.82	129,553.55	150,274.27	0.00	0.00	279,827.82	220,194.73	0.00	0.00
Representation Expenses	5029903000	473,008.00	27,014.55	500,022.55	129,553.55	150,274.27	0.00	0.00	279,827.82	129,553.55	150,274.27	0.00	0.00	279,827.82	220,194.73	0.00	0.00
Transportation and Delivery Expenses	5029904000	102,779.14	0.00	102,779.14	5,674.00	5,354.00	0.00	0.00	11,028.00	5,674.00	5,354.00	0.00	0.00	11,028.00	91,751.14	0.00	0.00
Transportation and Delivery Expenses	5029904000	102,779.14	0.00	102,779.14	5,674.00	5,354.00	0.00	0.00	11,028.00	5,674.00	5,354.00	0.00	0.00	11,028.00	91,751.14	0.00	0.00
Rent/Lease Expenses	5029905000	0.00	239,152.08	239,152.08	47,600.00	191,552.08	0.00	0.00	239,152.08	47,600.00	191,552.08	0.00	0.00	239,152.08	0.00	0.00	0.00
Rents - Building and Structures	5029905001	0.00	85,312.08	85,312.08	0.00	85,312.08	0.00	0.00	85,312.08	0.00	85,312.08	0.00	0.00	85,312.08	0.00	0.00	0.00
Rents - Motor Vehicles	5029905003	0.00	153,840.00	153,840.00	47,600.00	106,240.00	0.00	0.00	153,840.00	47,600.00	106,240.00	0.00	0.00	153,840.00	0.00	0.00	0.00
Other Maintenance and Operating Expenses	5029999000	2,116,868.36	97,613.09	2,214,481.45	423,332.19	1,054,499.07	0.00	0.00	1,477,831.26	423,332.19	1,054,499.07	0.00	0.00	1,477,831.26	736,650.19	0.00	0.00
Other Maintenance and Operating Expenses	5029999099	2,116,868.36	97,613.09	2,214,481.45	423,332.19	1,054,499.07	0.00	0.00	1,477,831.26	423,332.19	1,054,499.07	0.00	0.00	1,477,831.26	736,650.19	0.00	0.00
<b>GRAND TOTAL</b>		<b>37,850,010.00</b>	<b>0.00</b>	<b>37,850,010.00</b>	<b>7,044,116.11</b>	<b>11,338,226.95</b>	<b>0.00</b>	<b>0.00</b>	<b>18,382,343.06</b>	<b>7,044,116.11</b>	<b>11,338,226.95</b>	<b>0.00</b>	<b>0.00</b>	<b>18,382,343.06</b>	<b>19,467,666.94</b>	<b>0.00</b>	<b>0.00</b>

Certified Correct:  
  
 KAYE R. M. ABROGAR  
 Date: July 27, 2023

Certified Correct:  
  
 NERJIL MAE T. ACIERITO  
 Date: July 27, 2023

Recommending Approval By:  
  
 LORIE B. GONZALES  
 Date: July 27, 2023

Approved By:  
  
 DAN M. NAVARRO  
 Date: July 27, 2023