

STATEMENT OF APPROPRIATIONS, ALLOTMENTS, OBLIGATIONS, DISBURSEMENTS AND BALANCES
As at the Quarter Ending December 31, 2023

Department : Department of Labor and Employment (DOLE)
Agency/Entity : Technical Education and Skills Development Authority
Operating Unit : Regional Office X
Organization Code (UACS) : 16 009 0300010
Fund Cluster : 01 - Regular Agency Fund
(e.g. UACS Fund Cluster: 01-Regular Agency Fund, 02-Foreign Assisted Projects Fund, 03-Special Account-Locally Funded/Domestic Grants Fund, and 04-Special Account-Foreign Assisted/Foreign Grants Fund)

Table with 2 columns: Category and Amount. Categories include Current Year Appropriations, Supplemental Appropriations, and Continuing Appropriations.

Main financial table with columns for Particulars, UACS CODE, Appropriations, Allotments, Adjustments, Current Year Obligations (1st-4th Quarter, Total), Balances (Unreleased, Unobligated), and Unpaid Obligations (Due and Demandable, Not Yet Due and Demandable).

Recapitulation by OO table showing summary data for I. Agency Specific Budget, Technical Education and Skills Development Program, PS, MOOE, and CO.

This report was generated using the Unified Reporting System on February 2, 2024 6:19 PM; Status : SUBMITTED

Certified Correct:
NERJIL MAE T. ACIERTO
AO V / BUDGET OFFICER
Date: February 2, 2024 06:09 PM

Certified Correct:
KAYE KASHIA L. ABROGAR
REGIONAL ACCOUNTANT
Date: February 2, 2024 06:09 PM

Recommending Approval By:
KAYE KASHIA L. ABROGAR
CHIEF ADMINISTRATIVE OFFICER
Date: February 2, 2024 06:13 PM

Approved By:
DAN M. NAVARRO
REGIONAL DIRECTOR
Date: February 2, 2024 06:16 PM

This report was generated using the Unified Reporting System on February 2, 2024 6:19 PM; Status : SUBMITTED

**STATEMENT OF APPROPRIATIONS, ALLOTMENTS, OBLIGATIONS, DISBURSEMENTS AND BALANCES**  
As at the Quarter Ending December 31, 2023

Department : Department of Labor and Employment (DOLE)  
 Agency/Entity : Technical Education and Skills Development Authority  
 Operating Unit : Regional Office X  
 Organization Code (UACS) : 16 009 0300010  
 Fund Cluster : 01 - Regular Agency Fund  
 (e.g. UACS Fund Cluster: 01-Regular Agency Fund, 02-Foreign Assisted Projects Fund, 03-Special Account-Locally Funded/Domestic Grants Fund, and 04-Special Account-Foreign Assisted/Foreign Grants Fund)

X	Current Year Appropriations
	Supplemental Appropriations
	Continuing Appropriations

Particulars	UACS CODE	Appropriations			Allotments					Current Year Obligations					Current Year Disbursements					Balances				
		Authorized Appropriations	(Transfer To/From, Modifications/ Augmentations)	Adjusted Appropriations	Allotments Received	Adjustments (Reductions, Modifications/ Augmentations)	Transfer To	Transfer From	Adjusted Allotments	1st Quarter Ending March 31	2nd Quarter Ending June 30	3rd Quarter Ending September 30	4th Quarter Ending December 31	Total	1st Quarter Ending March 31	2nd Quarter Ending June 30	3rd Quarter Ending September 30	4th Quarter Ending December 31	Total	Unreleased Appropriations	Unobligated Allotments	Unpaid Obligations (15-20)=(23+24)		
																						Due and Demandable	Not Yet Due and Demandable	
1	2	3	4	5=(3+4)	6	7	8	9	10=(6+(-7)+8+9)	11	12	13	14	15=(11+12+13+14)	16	17	18	19	20=(16+17+18+19)	21	22	23	24	
<b>I. Agency Specific Budget</b>		<b>258,031,000.00</b>	<b>359,786,644.70</b>	<b>617,817,644.70</b>	<b>258,031,000.00</b>	<b>0.00</b>	<b>(16,525,105.67)</b>	<b>376,311,750.37</b>	<b>617,817,644.70</b>	<b>28,030,683.33</b>	<b>119,134,862.96</b>	<b>138,523,947.52</b>	<b>330,104,113.21</b>	<b>615,793,607.02</b>	<b>28,007,984.33</b>	<b>48,986,029.36</b>	<b>101,807,987.44</b>	<b>428,866,284.63</b>	<b>607,668,285.76</b>	<b>0.00</b>	<b>2,024,037.68</b>	<b>8,125,321.26</b>	<b>0.00</b>	
General Administration and Support	10000000000000	0.00	9,323,348.93	9,323,348.93	0.00	0.00	(16,525,105.67)	25,848,454.60	9,323,348.93	3,502,783.64	0.00	0.00	5,793,044.45	9,295,828.09	3,502,783.64	0.00	5,719,619.32	9,222,402.96	0.00	27,520.84	73,425.13	0.00	0.00	
General Management and Supervision	10000010000100	0.00	0.00	0.00	0.00	0.00	(4,412,583.52)	4,412,583.52	0.00	0.00	0.00	0.00	0.00	0.00	0.00	0.00	0.00	0.00	0.00	0.00	0.00	0.00	0.00	0.00
PS		0.00	0.00	0.00	0.00	0.00	(4,412,583.52)	4,412,583.52	0.00	0.00	0.00	0.00	0.00	0.00	0.00	0.00	0.00	0.00	0.00	0.00	0.00	0.00	0.00	0.00
Administration of Personnel Benefits	10000010000200	0.00	9,323,348.93	9,323,348.93	0.00	0.00	(12,112,522.15)	21,435,871.08	9,323,348.93	3,502,783.64	0.00	0.00	5,793,044.45	9,295,828.09	3,502,783.64	0.00	5,719,619.32	9,222,402.96	0.00	27,520.84	73,425.13	0.00	0.00	
PS		0.00	9,323,348.93	9,323,348.93	0.00	0.00	(12,112,522.15)	21,435,871.08	9,323,348.93	3,502,783.64	0.00	0.00	5,793,044.45	9,295,828.09	3,502,783.64	0.00	5,719,619.32	9,222,402.96	0.00	27,520.84	73,425.13	0.00	0.00	
Sub-Total, General Administration and Support		0.00	9,323,348.93	9,323,348.93	0.00	0.00	(16,525,105.67)	25,848,454.60	9,323,348.93	3,502,783.64	0.00	0.00	5,793,044.45	9,295,828.09	3,502,783.64	0.00	5,719,619.32	9,222,402.96	0.00	27,520.84	73,425.13	0.00	0.00	
PS		0.00	9,323,348.93	9,323,348.93	0.00	0.00	(16,525,105.67)	25,848,454.60	9,323,348.93	3,502,783.64	0.00	0.00	5,793,044.45	9,295,828.09	3,502,783.64	0.00	5,719,619.32	9,222,402.96	0.00	27,520.84	73,425.13	0.00	0.00	
MOOE		0.00	0.00	0.00	0.00	0.00	0.00	0.00	0.00	0.00	0.00	0.00	0.00	0.00	0.00	0.00	0.00	0.00	0.00	0.00	0.00	0.00	0.00	0.00
FinEx (if Applicable)		0.00	0.00	0.00	0.00	0.00	0.00	0.00	0.00	0.00	0.00	0.00	0.00	0.00	0.00	0.00	0.00	0.00	0.00	0.00	0.00	0.00	0.00	0.00
CO		0.00	0.00	0.00	0.00	0.00	0.00	0.00	0.00	0.00	0.00	0.00	0.00	0.00	0.00	0.00	0.00	0.00	0.00	0.00	0.00	0.00	0.00	0.00
Operations	30000000000000	258,031,000.00	350,463,295.77	608,494,295.77	258,031,000.00	0.00	0.00	350,463,295.77	608,494,295.77	24,527,899.69	119,134,862.96	138,523,947.52	324,311,068.76	606,497,778.93	24,505,200.69	48,986,029.36	101,807,987.44	423,146,665.31	598,445,882.80	0.00	1,996,516.84	8,051,896.13	0.00	0.00
OO - Employability increased and / or enhanced		258,031,000.00	350,463,295.77	608,494,295.77	258,031,000.00	0.00	0.00	350,463,295.77	608,494,295.77	24,527,899.69	119,134,862.96	138,523,947.52	324,311,068.76	606,497,778.93	24,505,200.69	48,986,029.36	101,807,987.44	423,146,665.31	598,445,882.80	0.00	1,996,516.84	8,051,896.13	0.00	0.00
TECHNICAL EDUCATION AND SKILLS DEVELOPMENT REGULATORY PROGRAM		0.00	430,166.36	430,166.36	0.00	0.00	0.00	430,166.36	430,166.36	0.00	15,000.00	0.00	115,166.36	130,166.36	0.00	15,000.00	0.00	115,166.36	130,166.36	0.00	300,000.00	0.00	0.00	0.00
Development, Implementation, Monitoring and Evaluation of Quality Assurance for Technical Education and Skills Development Provision	31020010000100	0.00	415,166.36	415,166.36	0.00	0.00	0.00	415,166.36	415,166.36	0.00	0.00	0.00	115,166.36	115,166.36	0.00	0.00	0.00	115,166.36	115,166.36	0.00	300,000.00	0.00	0.00	0.00
MOOE		0.00	415,166.36	415,166.36	0.00	0.00	0.00	415,166.36	415,166.36	0.00	0.00	0.00	115,166.36	115,166.36	0.00	0.00	0.00	115,166.36	115,166.36	0.00	300,000.00	0.00	0.00	0.00
Competency Standards Development	31020010000300	0.00	15,000.00	15,000.00	0.00	0.00	0.00	15,000.00	15,000.00	0.00	15,000.00	0.00	0.00	15,000.00	0.00	15,000.00	0.00	15,000.00	15,000.00	0.00	0.00	0.00	0.00	0.00
MOOE		0.00	15,000.00	15,000.00	0.00	0.00	0.00	15,000.00	15,000.00	0.00	15,000.00	0.00	0.00	15,000.00	0.00	15,000.00	0.00	15,000.00	15,000.00	0.00	0.00	0.00	0.00	0.00
TECHNICAL EDUCATION AND SKILLS DEVELOPMENT PROGRAM		258,031,000.00	350,033,129.41	608,064,129.41	258,031,000.00	0.00	0.00	350,033,129.41	608,064,129.41	24,527,899.69	119,119,862.96	138,523,947.52	324,195,902.40	606,367,612.57	24,505,200.69	48,971,029.36	101,807,987.44	423,031,498.95	598,315,716.44	0.00	1,696,516.84	8,051,896.13	0.00	0.00
Promotion, Development and Implementation of Quality Technical Education and Skills Development Programs	31030010000100	81,447,000.00	217,416,028.61	298,863,028.61	81,447,000.00	(85,874.80)	0.00	217,501,903.41	298,863,028.61	13,483,488.20	43,722,492.52	85,795,705.52	154,185,900.53	297,187,586.77	13,460,789.20	20,924,836.92	52,354,989.94	203,451,548.78	290,192,164.84	0.00	1,675,441.84	6,995,421.93	0.00	0.00
PS		43,700,000.00	3,922,125.20	47,622,125.20	43,700,000.00	3,922,125.20	0.00	47,622,125.20	47,622,125.20	9,587,033.75	12,399,212.57	9,236,970.01	16,399,908.87	47,622,125.20	9,587,033.75	12,399,212.57	9,236,970.01	16,399,908.87	47,622,125.20	0.00	0.00	0.00	0.00	0.00
MOOE		37,747,000.00	213,493,903.41	251,240,903.41	37,747,000.00	(4,008,000.00)	0.00	217,501,903.41	251,240,903.41	3,896,454.45	31,323,279.95	76,559,735.51	137,785,991.66	249,565,461.57	3,873,755.45	8,525,624.35	43,119,019.93	167,051,639.91	242,570,039.64	0.00	1,675,441.84	6,995,421.93	0.00	0.00
Promotion, Development, Implementation, Monitoring, and Evaluation of Technical Education and Skills Development Scholarship and Student Assistance Programs	31030010000200	176,584,000.00	132,617,100.80	309,201,100.80	176,584,000.00	85,874.80	0.00	132,531,226.00	309,201,100.80	11,044,411.49	75,397,370.44	52,728,242.00	170,010,001.87	309,180,025.80	11,044,411.49	28,046,192.44	49,452,997.50	219,579,950.17	308,123,551.60	0.00	21,075.00	1,056,474.20	0.00	0.00
PS		49,564,000.00	85,874.80	49,649,874.80	49,564,000.00	85,874.80	0.00	49,649,874.80	49,649,874.80	10,802,271.85	14,199,672.32	11,581,487.92	13,066,442.71	49,649,874.80	10,802,271.85	14,199,672.32	11,581,487.92	13,066,442.71	49,649,874.80	0.00	0.00	0.00	0.00	0.00

This report was generated using the Unified Reporting System on February 2, 2024 6:17 PM; Status : SUBMITTED

Department : Department of Labor and Employment (DOLE)  
 Agency/Entity : Technical Education and Skills Development Authority  
 Operating Unit : Regional Office X  
 Organization Code (UACS) : 16 009 0300010  
 Fund Cluster : 01 - Regular Agency Fund  
 (e.g. UACS Fund Cluster: 01-Regular Agency Fund, 02-Foreign Assisted Projects Fund, 03-Special Account-Locally Funded/Domestic Grants Fund, and 04-Special Account-Foreign Assisted/Foreign Grants Fund)

X	Current Year Appropriations
	Supplemental Appropriations
	Continuing Appropriations

Particulars	UACS CODE	Appropriations			Allotments					Current Year Obligations					Current Year Disbursements					Balances				
		Authorized Appropriations	(Transfer To/From, Modifications/ Augmentations)	Adjusted Appropriations	Allotments Received	Adjustments (Reductions, Modifications/ Augmentations)	Transfer To	Transfer From	Adjusted Allotments	1st Quarter Ending March 31	2nd Quarter Ending June 30	3rd Quarter Ending September 30	4th Quarter Ending December 31	Total	1st Quarter Ending March 31	2nd Quarter Ending June 30	3rd Quarter Ending September 30	4th Quarter Ending December 31	Total	Unreleased Appropriations	Unobligated Allotments	Unpaid Obligations (15-20)=(23+24)		
																						Due and Demandable	Not Yet Due and Demandable	
1	2	3	4	5=(3+4)	6	7	8	9	10=(6+(-7)+8+9)	11	12	13	14	15=(11+12+13+14)	16	17	18	19	20=(16+17+18+19)	21	22	23	24	
MOOE		127,020,000.00	132,531,226.00	259,551,226.00	127,020,000.00	0.00	0.00	132,531,226.00	259,551,226.00	242,139.64	61,197,698.12	41,146,754.08	156,943,559.16	259,530,151.00	242,139.64	13,846,520.12	37,871,509.58	206,513,507.46	258,473,676.80	0.00	21,075.00	1,056,474.20	0.00	0.00
Sub-Total, Operations		258,031,000.00	350,463,295.77	608,494,295.77	258,031,000.00	0.00	0.00	350,463,295.77	608,494,295.77	24,527,899.69	119,134,862.96	138,523,947.52	324,311,068.76	606,497,778.93	24,505,200.69	48,986,029.36	101,807,987.44	423,146,665.31	598,445,882.80	0.00	1,996,516.84	8,051,896.13	0.00	0.00
PS		93,264,000.00	4,008,000.00	97,272,000.00	93,264,000.00	4,008,000.00	0.00	97,272,000.00	20,389,305.60	26,598,884.89	20,817,457.93	29,466,351.58	97,272,000.00	20,389,305.60	26,598,884.89	20,817,457.93	29,466,351.58	97,272,000.00	0.00	0.00	0.00	0.00	0.00	0.00
MOOE		164,767,000.00	346,455,295.77	511,222,295.77	164,767,000.00	(4,008,000.00)	0.00	350,463,295.77	511,222,295.77	4,138,594.09	92,535,978.07	117,706,489.59	294,844,717.18	509,225,778.93	4,115,895.09	22,387,144.47	80,990,529.51	393,680,313.73	501,173,88					





**STATEMENT OF APPROPRIATIONS, ALLOTMENTS, OBLIGATIONS, DISBURSEMENTS AND BALANCES**  
**As at the Quarter Ending December 31, 2023**


Department : Department of Labor and Employment (DOLE)  
 Agency/Entity : Technical Education and Skills Development Authority  
 Operating Unit : Regional Office X  
 Organization Code (UACS) : 16 009 0300010  
 Fund Cluster : 03 - Special Account - Locally Funded/Domestic Grants Fund  
 (e.g. UACS Fund Cluster: 01-Regular Agency Fund, 02-Foreign Assisted Projects Fund, 03-Special Account-Locally Funded/Domestic Grants Fund, and 04-Special Account-Foreign Assisted/Foreign Grants Fund)


X	Current Year Appropriations
	Supplemental Appropriations
	Continuing Appropriations

Particulars	UACS CODE	Appropriations			Allotments			Current Year Obligations					Current Year Disbursements					Balances					
		Authorized Appropriations	Transfer To/From, Modifications/Augmentations)	Adjusted Appropriations	Allotments Received	Adjustments (Reductions, Modifications/Augmentations)	Transfer To	Transfer From	Adjusted Allotments	1st Quarter Ending March 31	2nd Quarter Ending June 30	3rd Quarter Ending September 30	4th Quarter Ending December 31	Total	1st Quarter Ending March 31	2nd Quarter Ending June 30	3rd Quarter Ending September 30	4th Quarter Ending December 31	Total	Unreleased Appropriations	Unobligated Allotments	Unpaid Obligations (15-20)=(23+24)	
																						Due and Demandable	Not Yet Due and Demandable
1	2	3	4	5=(3+4)	6	7	8	9	10=(8+(-)7)-8+9	11	12	13	14	15=(11+12+13+14)	16	17	18	19	20=(16+17+18+19)	21	22	23	24
<b>II. Automatic Appropriations</b>		<b>0.00</b>	<b>59,923,625.00</b>	<b>59,923,625.00</b>	<b>0.00</b>	<b>0.00</b>	<b>0.00</b>	<b>59,923,625.00</b>	<b>59,923,625.00</b>	<b>0.00</b>	<b>57,945,425.00</b>	<b>0.00</b>	<b>1,978,200.00</b>	<b>59,923,625.00</b>	<b>0.00</b>	<b>4,413,885.00</b>	<b>1,266,560.00</b>	<b>53,236,480.00</b>	<b>58,916,925.00</b>	<b>0.00</b>	<b>0.00</b>	<b>1,006,700.00</b>	<b>0.00</b>
Special Accounts in the General Fund		0.00	59,923,625.00	59,923,625.00	0.00	0.00	0.00	59,923,625.00	59,923,625.00	0.00	57,945,425.00	0.00	1,978,200.00	59,923,625.00	0.00	4,413,885.00	1,266,560.00	53,236,480.00	58,916,925.00	0.00	0.00	1,006,700.00	0.00
Rice Competitiveness Enhancement Fund (RCEF)		0.00	59,923,625.00	59,923,625.00	0.00	0.00	0.00	59,923,625.00	59,923,625.00	0.00	57,945,425.00	0.00	1,978,200.00	59,923,625.00	0.00	4,413,885.00	1,266,560.00	53,236,480.00	58,916,925.00	0.00	0.00	1,006,700.00	0.00
MOOE		0.00	59,923,625.00	59,923,625.00	0.00	0.00	0.00	59,923,625.00	59,923,625.00	0.00	57,945,425.00	0.00	1,978,200.00	59,923,625.00	0.00	4,413,885.00	1,266,560.00	53,236,480.00	58,916,925.00	0.00	0.00	1,006,700.00	0.00
<b>Sub-total II. Automatic Appropriations</b>		<b>0.00</b>	<b>59,923,625.00</b>	<b>59,923,625.00</b>	<b>0.00</b>	<b>0.00</b>	<b>0.00</b>	<b>59,923,625.00</b>	<b>59,923,625.00</b>	<b>0.00</b>	<b>57,945,425.00</b>	<b>0.00</b>	<b>1,978,200.00</b>	<b>59,923,625.00</b>	<b>0.00</b>	<b>4,413,885.00</b>	<b>1,266,560.00</b>	<b>53,236,480.00</b>	<b>58,916,925.00</b>	<b>0.00</b>	<b>0.00</b>	<b>1,006,700.00</b>	<b>0.00</b>
PS		0.00	0.00	0.00	0.00	0.00	0.00	0.00	0.00	0.00	0.00	0.00	0.00	0.00	0.00	0.00	0.00	0.00	0.00	0.00	0.00	0.00	0.00
MOOE		0.00	59,923,625.00	59,923,625.00	0.00	0.00	0.00	59,923,625.00	59,923,625.00	0.00	57,945,425.00	0.00	1,978,200.00	59,923,625.00	0.00	4,413,885.00	1,266,560.00	53,236,480.00	58,916,925.00	0.00	0.00	1,006,700.00	0.00
FinEx		0.00	0.00	0.00	0.00	0.00	0.00	0.00	0.00	0.00	0.00	0.00	0.00	0.00	0.00	0.00	0.00	0.00	0.00	0.00	0.00	0.00	0.00
CO		0.00	0.00	0.00	0.00	0.00	0.00	0.00	0.00	0.00	0.00	0.00	0.00	0.00	0.00	0.00	0.00	0.00	0.00	0.00	0.00	0.00	0.00
IV. Reversion of the Unobligated Allotments charged against R.A. Nos. 11465 and 11494		0.00	0.00	0.00	0.00	0.00	0.00	0.00	0.00	0.00	0.00	0.00	0.00	0.00	0.00	0.00	0.00	0.00	0.00	0.00	0.00	0.00	0.00
<b>GRAND TOTAL</b>		<b>0.00</b>	<b>59,923,625.00</b>	<b>59,923,625.00</b>	<b>0.00</b>	<b>0.00</b>	<b>0.00</b>	<b>59,923,625.00</b>	<b>59,923,625.00</b>	<b>0.00</b>	<b>57,945,425.00</b>	<b>0.00</b>	<b>1,978,200.00</b>	<b>59,923,625.00</b>	<b>0.00</b>	<b>4,413,885.00</b>	<b>1,266,560.00</b>	<b>53,236,480.00</b>	<b>58,916,925.00</b>	<b>0.00</b>	<b>0.00</b>	<b>1,006,700.00</b>	<b>0.00</b>
MOOE		0.00	59,923,625.00	59,923,625.00	0.00	0.00	0.00	59,923,625.00	59,923,625.00	0.00	57,945,425.00	0.00	1,978,200.00	59,923,625.00	0.00	4,413,885.00	1,266,560.00	53,236,480.00	58,916,925.00	0.00	0.00	1,006,700.00	0.00

Certified Correct:  
  
 NERJIL MAE T. ACIERITO  
 AO V / BUDGET OFFICER  
 Date: February 2, 2024 06:09 PM

Certified Correct:  
  
 KAYE KASHI L. ABROGAR  
 REGIONAL ACCOUNTANT  
 Date: February 2, 2024 06:09 PM

Recommending Approval By:  
  
 KAYE KASHI L. ABROGAR  
 CHIEF ADMINISTRATIVE OFFICER  
 Date: February 2, 2024 06:13 PM

Approved By:  
  
 DAN M. NAVARRO  
 REGIONAL DIRECTOR  
 Date: February 2, 2024 06:16 PM