

**SUMMARY OF APPROPRIATIONS, ALLOTMENTS, OBLIGATIONS, DISBURSEMENTS AND BALANCES BY OBJECT OF EXPENDITURES**  
As at the Quarter Ending December 31, 2023

Department : Department of Labor and Employment (DOLE)  
 Agency/Entity : Technical Education and Skills Development Authority  
 Operating Unit : Regional Office X  
 Organization Code (UACS) : 16 009 0300010  
 Fund Cluster : 01 - Regular Agency Fund  
 (e.g. UACS Fund Cluster: 01-Regular Agency Fund, 02-Foreign Assisted Projects Fund, 03-Special Account-Locally Funded/Domestic Grants Fund, and 04-Special Account-Foreign Assisted/Foreign Grants Fund)

	Current Year Appropriations
	Supplemental Appropriations
X	Continuing Appropriations


Particulars	UACS CODE	Appropriations					Allotments				Obligations					Disbursements					Balances			
		Authorized Appropriations	Adjustments (Transfer To/From, Modifications/Augmentations)	Adjusted Appropriations	Allotments Received	Adjustments (Reductions, Modifications/Augmentations)	Transfer To	Transfer From	Adjusted Allotments	1st Quarter Ending March 31	2nd Quarter Ending June 30	3rd Quarter Ending September 30	4th Quarter Ending December 31	Total	1st Quarter Ending March 31	2nd Quarter Ending June 30	3rd Quarter Ending September 30	4th Quarter Ending December 31	Total	Unreleased Appropriations	Unobligated Allotments	Unpaid Obligations (15-20)=(23+24)		
		3	4	5=(3+4)	6	7	8	9	10=[(6+)-(7)-8+9]	11	12	13	14	15=(11+12+13+14)	16	17	18	19	20=(16+17+18+19)	21=(5-10)	22=(10-15)	23	24	
<b>SUMMARY</b>		6,116,248.54	9,555,706.80	15,671,955.34	6,116,248.54	0.00	0.00	9,555,706.80	15,671,955.34	1,745,234.87	9,457,489.14	2,230,585.10	2,237,889.06	15,671,198.17	1,739,815.83	9,462,908.18	2,230,585.10	2,237,889.06	15,671,198.17	0.00	757.17	0.00	0.00	
<b>L.AGENCY SPECIFIC BUDGET</b>		6,116,248.54	9,555,706.80	15,671,955.34	6,116,248.54	0.00	0.00	9,555,706.80	15,671,955.34	1,745,234.87	9,457,489.14	2,230,585.10	2,237,889.06	15,671,198.17	1,739,815.83	9,462,908.18	2,230,585.10	2,237,889.06	15,671,198.17	0.00	757.17	0.00	0.00	
Maintenance and Other Operating Expenses		6,116,248.54	9,555,706.80	15,671,955.34	6,116,248.54	0.00	0.00	9,555,706.80	15,671,955.34	1,745,234.87	9,457,489.14	2,230,585.10	2,237,889.06	15,671,198.17	1,739,815.83	9,462,908.18	2,230,585.10	2,237,889.06	15,671,198.17	0.00	757.17	0.00	0.00	
Traveling Expenses		334,607.26	0.00	334,607.26	334,607.26	0.00	0.00	0.00	334,607.26	258,127.26	11,914.00	0.00	64,566.00	334,607.26	258,127.26	11,914.00	0.00	64,566.00	334,607.26	0.00	0.00	0.00	0.00	
Traveling Expenses - Local	5020101000	334,607.26	0.00	334,607.26	334,607.26	0.00	0.00	0.00	334,607.26	258,127.26	11,914.00	0.00	64,566.00	334,607.26	258,127.26	11,914.00	0.00	64,566.00	334,607.26	0.00	0.00	0.00	0.00	
Training and Scholarship Expenses		4,798,540.26	9,555,706.80	14,354,247.06	4,798,540.26	0.00	0.00	9,555,706.80	14,354,247.06	702,700.11	9,362,873.03	2,230,585.10	2,058,088.82	14,354,247.06	702,700.11	9,362,873.03	2,230,585.10	2,058,088.82	14,354,247.06	0.00	0.00	0.00	0.00	
Training Expenses	5020201000	3,919,137.87	7,632,000.00	11,551,137.87	3,919,137.87	0.00	0.00	7,632,000.00	11,551,137.87	70,448.00	8,598,342.37	2,147,965.48	734,382.02	11,551,137.87	70,448.00	8,598,342.37	2,147,965.48	734,382.02	11,551,137.87	0.00	0.00	0.00	0.00	
Training Expenses	5020201002	3,919,137.87	7,632,000.00	11,551,137.87	3,919,137.87	0.00	0.00	7,632,000.00	11,551,137.87	70,448.00	8,598,342.37	2,147,965.48	734,382.02	11,551,137.87	70,448.00	8,598,342.37	2,147,965.48	734,382.02	11,551,137.87	0.00	0.00	0.00	0.00	
Scholarship Grants/Expenses	5020202000	879,402.39	1,923,706.80	2,803,109.19	879,402.39	0.00	0.00	1,923,706.80	2,803,109.19	632,252.11	764,530.66	82,619.62	1,323,706.80	2,803,109.19	632,252.11	764,530.66	82,619.62	1,323,706.80	2,803,109.19	0.00	0.00	0.00	0.00	
Supplies and Materials Expenses		163,243.42	0.00	163,243.42	163,243.42	0.00	0.00	0.00	163,243.42	144,998.21	18,171.58	0.00	0.00	163,169.79	139,579.17	23,590.62	0.00	0.00	163,169.79	0.00	73.63	0.00	0.00	
Office Supplies Expenses	5020301000	156,616.42	0.00	156,616.42	156,616.42	0.00	0.00	0.00	156,616.42	144,998.21	11,544.58	0.00	0.00	156,542.79	139,579.17	16,963.62	0.00	0.00	156,542.79	0.00	73.63	0.00	0.00	
Office Supplies Expenses	5020301002	156,616.42	0.00	156,616.42	156,616.42	0.00	0.00	0.00	156,616.42	144,998.21	11,544.58	0.00	0.00	156,542.79	139,579.17	16,963.62	0.00	0.00	156,542.79	0.00	73.63	0.00	0.00	
Fuel, Oil and Lubricants Expenses	5020309000	0.00	0.00	0.00	0.00	0.00	0.00	0.00	0.00	0.00	0.00	0.00	0.00	0.00	0.00	0.00	0.00	0.00	0.00	0.00	0.00	0.00	0.00	
Other Supplies and Materials Expenses	5020399000	6,627.00	0.00	6,627.00	6,627.00	0.00	0.00	0.00	6,627.00	0.00	6,627.00	0.00	0.00	6,627.00	0.00	6,627.00	0.00	0.00	6,627.00	0.00	0.00	0.00	0.00	
Utility Expenses		55,400.79	0.00	55,400.79	55,400.79	0.00	0.00	0.00	55,400.79	55,400.79	0.00	0.00	0.00	55,400.79	55,400.79	0.00	0.00	0.00	55,400.79	0.00	0.00	0.00	0.00	
Water Expenses	5020401000	1,250.90	0.00	1,250.90	1,250.90	0.00	0.00	0.00	1,250.90	0.00	0.00	0.00	0.00	1,250.90	1,250.90	0.00	0.00	0.00	1,250.90	0.00	0.00	0.00	0.00	
Electricity Expenses	5020402000	54,149.89	0.00	54,149.89	54,149.89	0.00	0.00	0.00	54,149.89	54,149.89	0.00	0.00	0.00	54,149.89	54,149.89	0.00	0.00	0.00	54,149.89	0.00	0.00	0.00	0.00	
Communication Expenses		72,327.42	0.00	72,327.42	72,327.42	0.00	0.00	0.00	72,327.42	67,416.97	4,910.45	0.00	0.00	72,327.42	67,416.97	4,910.45	0.00	0.00	72,327.42	0.00	0.00	0.00	0.00	
Postage and Courier Services	5020501000	16,813.00	0.00	16,813.00	16,813.00	0.00	0.00	0.00	16,813.00	16,813.00	0.00	0.00	0.00	16,813.00	16,813.00	0.00	0.00	0.00	16,813.00	0.00	0.00	0.00	0.00	
Telephone Expenses	5020502000	20,644.97	0.00	20,644.97	20,644.97	0.00	0.00	0.00	20,644.97	17,644.97	3,000.00	0.00	0.00	20,644.97	17,644.97	3,000.00	0.00	0.00	20,644.97	0.00	0.00	0.00	0.00	
Mobile	5020502001	20,644.97	0.00	20,644.97	20,644.97	0.00	0.00	0.00	20,644.97	17,644.97	3,000.00	0.00	0.00	20,644.97	17,644.97	3,000.00	0.00	0.00	20,644.97	0.00	0.00	0.00	0.00	
Internet Subscription Expenses	5020503000	33,072.45	0.00	33,072.45	33,072.45	0.00	0.00	0.00	33,072.45	31,162.00	1,910.45	0.00	0.00	33,072.45	31,162.00	1,910.45	0.00	0.00	33,072.45	0.00	0.00	0.00	0.00	
Cable, Satellite, Telegraph and Radio Expenses	5020504000	1,797.00	0.00	1,797.00	1,797.00	0.00	0.00	0.00	1,797.00	1,797.00	0.00	0.00	0.00	1,797.00	1,797.00	0.00	0.00	0.00	1,797.00	0.00	0.00	0.00	0.00	
Professional Services		52,767.30	0.00	52,767.30	52,767.30	0.00	0.00	0.00	52,767.30	52,767.30	0.00	0.00	0.00	52,767.30	52,767.30	0.00	0.00	0.00	52,767.30	0.00	0.00	0.00	0.00	
Other Professional Services	5021199000	52,767.30	0.00	52,767.30	52,767.30	0.00	0.00	0.00	52,767.30	52,767.30	0.00	0.00	0.00	52,767.30	52,767.30	0.00	0.00	0.00	52,767.30	0.00	0.00	0.00	0.00	
General Services		272,298.50	0.00	272,298.50	272,298.50	0.00	0.00	0.00	272,298.50	186,660.72	0.00	0.00	84,954.24	271,614.96	186,660.72	0.00	0.00	84,954.24	271,614.96	0.00	683.54	0.00	0.00	
Security Services	5021203000	85,637.78	0.00	85,637.78	85,637.78	0.00	0.00	0.00	85,637.78	0.00	0.00	0.00	84,954.24	84,954.24	0.00	0.00	0.00	84,954.24	0.00	683.54	0.00	0.00		
Other General Services	5021299000	186,660.72	0.00	186,660.72	186,660.72	0.00	0.00	0.00	186,660.72	186,660.72	0.00	0.00	0.00	186,660.72	186,660.72	0.00	0.00	0.00	186,660.72	0.00	0.00	0.00	0.00	
Other General Services	5021299009	186,660.72	0.00	186,660.72	186,660.72	0.00	0.00	0.00	186,660.72	186,660.72	0.00	0.00	0.00	186,660.72	186,660.72	0.00	0.00	0.00	186,660.72	0.00	0.00	0.00	0.00	
Repairs and Maintenance		107,400.00	0.00	107,400.00	107,400.00	0.00	0.00	0.00	107,400.00	83,120.00	0.00	0.00	24,280.00	107,400.00	83,120.00	0.00	0.00	24,280.00	107,400.00	0.00	0.00	0.00	0.00	
Repairs and Maintenance - Buildings and Other	5021304000	24,280.00	0.00	24,280.00	24,280.00	0.00	0.00	0.00	24,280.00	0.00	0.00	0.00	24,280.00	24,280.00	0.00	0.00	0.00	24,280.00	24,280.00	0.00	0.00	0.00	0.00	
Buildings	5021304001	24,280.00	0.00	24,280.00	24,280.00	0.00	0.00	0.00	24,280.00	0.00	0.00	0.00	24,280.00	24,280.00	0.00	0.00	0.00	24,280.00	24,280.00	0.00	0.00	0.00	0.00	
Repairs and Maintenance - Machinery and	5021305000	7,000.00	0.00	7,000.00	7,000.00	0.00	0.00	0.00	7,000.00	7,000.00	0.00	0.00	0.00	7,000.00	7,000.00	0.00	0.00	0.00	7,000.00	0.00	0.00	0.00	0.00	
Office Equipment	5021305002	7,000.00	0.00	7,000.00	7,000.00	0.00	0.00	0.00	7,000.00	7,000.00	0.00	0.00	0.00	7,000.00	7,000.00	0.00	0.00	0.00	7,000.00	0.00	0.00	0.00	0.00	
Repairs and Maintenance - Transportation	5021306000	76,120.00	0.00	76,120.00	76,120.00	0.00	0.00	0.00	76,120.00	76,120.00	0.00	0.00	0.00	76,120.00	76,120.00	0.00	0.00	0.00	76,120.00	0.00	0.00	0.00	0.00	
Motor Vehicles	5021306001	76,120.00	0.00	76,120.00	76,120.00	0.00	0.00	0.00	76,120.00	76,120.00	0.00	0.00	0.00	76,120.00	76,120.00	0.00	0.00	0.00	76,120.00	0.00	0.00	0.00	0.00	
Taxes, Insurance Premiums and Other Fees		7,500.00	0.00	7,500.00	7,500.00	0.00	0.00	0.00	7,500.00	7,500.00	0.00	0.00	0.00	7,500.00	7,500.00	0.00	0.							


Department : Department of Labor and Employment (DOLE)  
 Agency/Entity : Technical Education and Skills Development Authority  
 Operating Unit : Regional Office X  
 Organization Code (UACS) : 16 009 0300010  
 Fund Cluster : 01 - Regular Agency Fund

	Current Year Appropriations
	Supplemental Appropriations
X	Continuing Appropriations


(e.g. UACS Fund Cluster: 01-Regular Agency Fund, 02-Foreign Assisted Projects Fund, 03-Special Account-Locally Funded/Domestic Grants Fund, and 04-Special Account-Foreign Assisted/Foreign Grants Fund)

Particulars	UACS CODE	Appropriations			Allotments			Obligations					Disbursements				Balances						
		Authorized Appropriations	Adjustments (Transfer To/From, Modifications/ Augmentations)	Adjusted Appropriations	Allotments Received	Adjustments (Reductions, Modifications/ Augmentations)	Transfer To	Transfer From	Adjusted Allotments	1st Quarter Ending March 31	2nd Quarter Ending June 30	3rd Quarter Ending September 30	4th Quarter Ending December 31	Total	1st Quarter Ending March 31	2nd Quarter Ending June 30	3rd Quarter Ending September 30	4th Quarter Ending December 31	Total	Unreleased Appropriations	Unobligated Allotments	Unpaid Obligations (15-20)=(23+24)	
1	2	3	4	5=(3+4)	6	7	8	9	10=[(6+(-17))-8+9]	11	12	13	14	15=(11+12+13+14)	16	17	18	19	20=(16+17+18+19)	21=(5-10)	22=(10-15)	23	24

Certified Correct:  
  
 \_\_\_\_\_  
 NERJIL MAE T. ACIERITO  
 AO V / BUDGET OFFICER  
 Date: February 2, 2024 06:10 PM

Certified Correct:  
  
 \_\_\_\_\_  
 KAYE KASHI A. L. ABROGAR  
 REGIONAL ACCOUNTANT  
 Date: February 2, 2024 06:10 PM

Recommending Approval By:  
  
 \_\_\_\_\_  
 KAYE KASHI A. L. ABROGAR  
 CHIEF ADMINISTRATIVE OFFICER  
 Date: February 2, 2024 06:14 PM

Approved By:  
  
 \_\_\_\_\_  
 DAN M. NAVARRO  
 REGIONAL DIRECTOR  
 Date: February 2, 2024 06:19 PM

**SUMMARY OF APPROPRIATIONS, ALLOTMENTS, OBLIGATIONS, DISBURSEMENTS AND BALANCES BY OBJECT OF EXPENDITURES**  
As at the Quarter Ending December 31, 2023

Department : Department of Labor and Employment (DOLE)  
Agency/Entity : Technical Education and Skills Development Authority  
Operating Unit : Regional Office X  
Organization Code (UACS) : 16 009 0300010  
Fund Cluster : 01 - Regular Agency Fund

X	Current Year Appropriations
	Supplemental Appropriations
	Continuing Appropriations


(e.g. UACS Fund Cluster: 01-Regular Agency Fund, 02-Foreign Assisted Projects Fund, 03-Special Account-Locally Funded/Domestic Grants Fund, and 04-Special Account-Foreign Assisted/Foreign Grants Fund)

Particulars	UACS CODE	Appropriations					Allotments					Obligations					Disbursements					Balances			
		Authorized Appropriations	Adjustments (Transfer To/From, Modifications/Augmentations)	Adjusted Appropriations	Allotments Received	Adjustments (Reductions, Modifications/Augmentations)	Transfer To	Transfer From	Adjusted Allotments	1st Quarter Ending March 31	2nd Quarter Ending June 30	3rd Quarter Ending September 30	4th Quarter Ending December 31	Total	1st Quarter Ending March 31	2nd Quarter Ending June 30	3rd Quarter Ending September 30	4th Quarter Ending December 31	Total	Unreleased Appropriations	Unobligated Allotments	Unpaid Obligations (15-20)=(23+24)			
		3	4	5=(3+4)	6	7	8	9	10=[(6+)-(7)+8+9]	11	12	13	14	15=(11+12+13+14)	16	17	18	19	20=(16+17+18+19)	21=(5-10)	22=(10-15)	23	24		
<b>SUMMARY</b>		266,729,000.00	371,625,996.85	638,354,996.85	266,729,000.00	8,818,865.00	(19,180,449.08)	381,987,580.93	638,354,996.85	31,591,561.59	126,029,862.90	144,924,668.92	333,785,463.48	636,330,956.89	31,568,862.59	55,881,029.30	108,208,108.84	432,547,634.90	628,205,635.63	0.00	2,024,039.96	8,125,321.26	0.00		
<b>A. AGENCY SPECIFIC BUDGET</b>		258,031,000.00	359,788,644.70	617,817,644.70	258,031,000.00	0.00	(16,525,105.67)	376,311,750.37	617,817,644.70	28,030,683.33	119,134,862.96	138,523,947.52	330,104,113.21	615,793,607.02	28,007,984.33	48,986,029.36	101,807,987.44	428,866,284.63	607,668,285.76	0.00	2,024,037.68	8,125,321.26	0.00		
Personnel Services		93,264,000.00	13,331,348.93	106,595,348.93	93,264,000.00	4,008,000.00	(16,525,105.67)	25,848,454.60	106,595,348.93	23,892,089.24	26,598,884.89	20,817,457.93	35,259,396.03	106,567,828.09	23,892,089.24	20,817,457.93	35,185,970.90	106,494,402.96	607,668,285.76	0.00	2,024,037.68	8,125,321.26	0.00		
Salaries and Wages		72,478,000.00	2,119,342.74	74,597,342.74	72,478,000.00	2,119,342.74	(4,412,583.52)	74,597,342.74	74,597,342.74	18,779,318.43	18,512,197.98	18,660,772.27	18,645,054.06	74,597,342.74	18,779,318.43	18,512,197.98	18,660,772.27	74,564,319.00	74,564,319.00	0.00	0.00	33,023.74	0.00		
Salaries and Wages - Regular	5010101000	72,478,000.00	2,119,342.74	74,597,342.74	72,478,000.00	2,119,342.74	(4,412,583.52)	74,597,342.74	74,597,342.74	18,779,318.43	18,512,197.98	18,660,772.27	18,645,054.06	74,597,342.74	18,779,318.43	18,512,197.98	18,660,772.27	74,564,319.00	74,564,319.00	0.00	0.00	33,023.74	0.00		
Basic Salary - Civilian	5010101001	72,478,000.00	2,119,342.74	74,597,342.74	72,478,000.00	2,119,342.74	(4,412,583.52)	74,597,342.74	74,597,342.74	18,779,318.43	18,512,197.98	18,660,772.27	18,645,054.06	74,597,342.74	18,779,318.43	18,512,197.98	18,660,772.27	74,564,319.00	74,564,319.00	0.00	0.00	33,023.74	0.00		
Salaries and Wages - Casual/Contractual	5010102000	0.00	0.00	0.00	0.00	0.00	0.00	0.00	0.00	0.00	0.00	0.00	0.00	0.00	0.00	0.00	0.00	0.00	0.00	0.00	0.00	0.00	0.00	0.00	
Other Compensation		18,754,000.00	4,620,739.99	23,374,739.99	18,754,000.00	4,620,739.99	0.00	0.00	23,374,739.99	1,191,090.91	7,668,519.00	1,734,999.99	12,780,130.09	23,374,739.99	1,191,090.91	7,668,519.00	1,734,999.99	12,780,130.09	23,374,739.99	23,374,739.99	0.00	0.00	0.00	0.00	
Personal Economic Relief Allowance (PERA)	5010201000	2,976,000.00	200,999.99	3,176,999.99	2,976,000.00	200,999.99	0.00	0.00	3,176,999.99	791,090.91	786,000.00	800,999.99	798,909.09	3,176,999.99	791,090.91	786,000.00	800,999.99	798,909.09	3,176,999.99	3,176,999.99	0.00	0.00	0.00	0.00	
PERA - Civilian	5010201001	2,976,000.00	200,999.99	3,176,999.99	2,976,000.00	200,999.99	0.00	0.00	3,176,999.99	791,090.91	786,000.00	800,999.99	798,909.09	3,176,999.99	791,090.91	786,000.00	800,999.99	798,909.09	3,176,999.99	3,176,999.99	0.00	0.00	0.00	0.00	
Representation Allowance (RA)	5010202000	858,500.00	(19,500.00)	838,500.00	858,500.00	(19,500.00)	0.00	0.00	838,500.00	197,500.00	214,500.00	212,000.00	214,500.00	838,500.00	197,500.00	214,500.00	212,000.00	214,500.00	838,500.00	838,500.00	0.00	0.00	0.00	0.00	
Transportation Allowance (TA)	5010203000	858,500.00	(19,500.00)	838,500.00	858,500.00	(19,500.00)	0.00	0.00	838,500.00	197,500.00	214,500.00	212,000.00	214,500.00	838,500.00	197,500.00	214,500.00	212,000.00	214,500.00	838,500.00	838,500.00	0.00	0.00	0.00	0.00	
Transportation Allowance (TA)	5010203001	858,500.00	(19,500.00)	838,500.00	858,500.00	(19,500.00)	0.00	0.00	838,500.00	197,500.00	214,500.00	212,000.00	214,500.00	838,500.00	197,500.00	214,500.00	212,000.00	214,500.00	838,500.00	838,500.00	0.00	0.00	0.00	0.00	
Clothing/Uniform Allowance	5010204000	744,000.00	54,000.00	798,000.00	744,000.00	54,000.00	0.00	0.00	798,000.00	0.00	270,000.00	510,000.00	18,000.00	798,000.00	0.00	270,000.00	510,000.00	18,000.00	798,000.00	798,000.00	0.00	0.00	0.00	0.00	
Clothing/Uniform Allowance - Civilian	5010204001	744,000.00	54,000.00	798,000.00	744,000.00	54,000.00	0.00	0.00	798,000.00	0.00	270,000.00	510,000.00	18,000.00	798,000.00	0.00	270,000.00	510,000.00	18,000.00	798,000.00	798,000.00	0.00	0.00	0.00	0.00	
Year End Bonus	5010214000	6,039,000.00	157,221.00	6,196,221.00	6,039,000.00	157,221.00	0.00	0.00	6,196,221.00	0.00	0.00	0.00	6,196,221.00	6,196,221.00	0.00	0.00	0.00	6,196,221.00	6,196,221.00	6,196,221.00	0.00	0.00	0.00	0.00	
Bonus - Civilian	5010214001	6,039,000.00	157,221.00	6,196,221.00	6,039,000.00	157,221.00	0.00	0.00	6,196,221.00	0.00	0.00	0.00	6,196,221.00	6,196,221.00	0.00	0.00	0.00	6,196,221.00	6,196,221.00	6,196,221.00	0.00	0.00	0.00	0.00	
Cash Gift	5010215000	620,000.00	45,000.00	665,000.00	620,000.00	45,000.00	0.00	0.00	665,000.00	0.00	0.00	0.00	665,000.00	665,000.00	0.00	0.00	0.00	665,000.00	665,000.00	665,000.00	0.00	0.00	0.00	0.00	
Cash Gift - Civilian	5010215001	620,000.00	45,000.00	665,000.00	620,000.00	45,000.00	0.00	0.00	665,000.00	0.00	0.00	0.00	665,000.00	665,000.00	0.00	0.00	0.00	665,000.00	665,000.00	665,000.00	0.00	0.00	0.00	0.00	
Mid-Year Bonus - Civilian	5010216000	6,039,000.00	144,519.00	6,183,519.00	6,039,000.00	144,519.00	0.00	0.00	6,183,519.00	0.00	6,183,519.00	0.00	0.00	6,183,519.00	0.00	6,183,519.00	0.00	0.00	6,183,519.00	6,183,519.00	0.00	0.00	0.00	0.00	
Mid-Year Bonus - Civilian	5010216001	6,039,000.00	144,519.00	6,183,519.00	6,039,000.00	144,519.00	0.00	0.00	6,183,519.00	0.00	6,183,519.00	0.00	0.00	6,183,519.00	0.00	6,183,519.00	0.00	0.00	6,183,519.00	6,183,519.00	0.00	0.00	0.00	0.00	
Other Bonuses and Allowances	5010229000	620,000.00	4,058,000.00	4,678,000.00	620,000.00	4,058,000.00	0.00	0.00	4,678,000.00	5,000.00	0.00	0.00	4,673,000.00	4,678,000.00	5,000.00	0.00	0.00	4,673,000.00	4,678,000.00	4,678,000.00	0.00	0.00	0.00	0.00	
Collective Negotiation Agreement Incentive - Civilian	5010299011	0.00	4,008,000.00	4,008,000.00	0.00	4,008,000.00	0.00	0.00	4,008,000.00	0.00	0.00	0.00	4,008,000.00	4,008,000.00	0.00	0.00	0.00	4,008,000.00	4,008,000.00	4,008,000.00	0.00	0.00	0.00	0.00	
Productivity Enhancement Incentive - Civilian	5010299012	620,000.00	50,000.00	670,000.00	620,000.00	50,000.00	0.00	0.00	670,000.00	5,000.00	0.00	0.00	665,000.00	670,000.00	5,000.00	0.00	0.00	665,000.00	670,000.00	670,000.00	0.00	0.00	0.00	0.00	
Personnel Benefit Contributions		1,850,000.00	92,225.04	1,942,225.04	1,850,000.00	92,225.04	0.00	0.00	1,942,225.04	418,896.26	417,960.61	420,593.55	657,976.03	1,915,426.45	418,896.26	417,960.61	420,593.55	643,492.42	1,900,942.84	642.42	26,798.59	14,483.61	0.00		
Retirement and Life Insurance Premiums	5010301000	0.00	223,082.32	223,082.32	0.00	223,082.32	0.00	0.00	223,082.32	0.00	0.00	0.00	196,283.73	196,283.73	0.00	0.00	0.00	185,082.25	185,082.25	26,798.59	0.00	0.00	11,201.48	0.00	
Pag-IBIG Contributions	5010302000	148,000.00	11,200.00	159,200.00	148,000.00	11,200.00	0.00	0.00	159,200.00	39,900.00	39,200.00	40,200.00	39,900.00	159,200.00	39,900.00	39,200.00	40,200.00	36,800.00	156,100.00	159,200.00	0.00	0.00	3,100.00	0.00	
Pag-IBIG - Civilian	5010302001	148,000.00	11,200.00	159,200.00	148,000.00	11,200.00	0.00	0.00	159,200.00	39,900.00	39,200.00	40,200.00	39,900.00	159,200.00	39,900.00	39,200.00	40,200.00	36,800.00	156,100.00	159,200.00	0.00	0.00	3,100.00	0.00	
PhilHealth Contributions	5010303000	1,554,000.00	(153,357.28)	1,400,642.72	1,554,000.00	(153,357.28)	0.00	0.00	1,400,642.72	339,196.26	339,660.61	339,793.55	381,992.30	1,400,642.72	339,196.26	339,660.61	339,793.55	381,810.17	1,400,460.59	1,400,460.59	0.00	0.00	182.13	0.00	
PhilHealth - Civilian	5010303001	1,554,000.00	(153,357.28)	1,400,642.72	1,554,000.00	(153,357.28)	0.00	0.00	1,400,642.72	339,196.26	339,660.61	339,793.55	381,992.30	1,400,642.72	339,196.26	339,660.61	339,793.55	381,810.17	1,400,460.59	1,400,460.59	0.00	0.00	182.13	0.00	
Employees Compensation Insurance Premiums	5010304000	148,000.00	11,300.00	159,300.00	148,000.00	11,300.00	0.00	0.00	159,300.00	39,800.00	39,100.00	40,600.00	39,800.00	159,300.00	39,800.00	39,100.00	40,600.00	39,800.00	159,300.00						


Accountable Forms Expenses	5020302000	15,000.00	0.00	15,000.00	15,000.00	0.00	0.00	0.00	15,000.00	5,800.00	800.00	5,800.00	0.00	12,400.00	5,800.00	800.00	5,800.00	0.00	12,400.00	0.00	2,600.00	0.00	0.00	
Drugs and Medicines Expenses	5020307000	20,000.00	0.00	20,000.00	20,000.00	0.00	0.00	0.00	20,000.00	0.00	0.00	0.00	0.00	0.00	0.00	0.00	0.00	0.00	0.00	0.00	0.00	20,000.00	0.00	0.00
Fuel, Oil and Lubricants Expenses	5020309000	1,534,000.00	(763,487.99)	770,512.01	1,534,000.00	(763,487.99)	0.00	0.00	770,512.01	176,523.15	131,770.43	194,664.70	267,553.73	770,512.01	176,523.15	131,770.43	194,664.70	208,897.96	711,856.24	0.00	0.00	58,655.77	0.00	0.00
Semi-Expendable Machinery and Equipment	5020321000	210,000.00	0.00	210,000.00	210,000.00	0.00	0.00	0.00	210,000.00	42,889.00	0.00	0.00	0.00	76,936.40	119,825.40	42,889.00	0.00	0.00	76,936.40	119,825.40	0.00	90,174.60	0.00	0.00
Information and Communications Technology Equipment	5020321003	210,000.00	0.00	210,000.00	210,000.00	0.00	0.00	0.00	210,000.00	42,889.00	0.00	0.00	0.00	76,936.40	119,825.40	42,889.00	0.00	0.00	76,936.40	119,825.40	0.00	90,174.60	0.00	0.00
Other Supplies and Materials Expenses	5020399000	823,000.00	0.00	823,000.00	823,000.00	0.00	0.00	0.00	823,000.00	440,055.92	151,905.56	92,367.23	75,305.10	759,633.81	440,055.92	151,905.56	92,367.23	75,305.10	759,633.81	0.00	0.00	63,366.19	0.00	0.00
Utility Expenses		<b>3,192,000.00</b>	<b>(1,667,569.37)</b>	<b>1,524,430.63</b>	<b>3,192,000.00</b>	<b>(1,667,569.37)</b>	<b>0.00</b>	<b>0.00</b>	<b>1,524,430.63</b>	<b>256,926.17</b>	<b>460,491.66</b>	<b>320,409.32</b>	<b>486,603.48</b>	<b>1,524,430.63</b>	<b>256,926.17</b>	<b>460,491.66</b>	<b>320,409.32</b>	<b>486,603.48</b>	<b>1,524,430.63</b>	<b>0.00</b>	<b>0.00</b>	<b>0.00</b>	<b>0.00</b>	<b>0.00</b>
Water Expenses	5020401000	220,000.00	12,539.63	232,539.63	220,000.00	12,539.63	0.00	0.00	232,539.63	10,075.48	12,265.85	11,170.48	99,027.82	232,539.63	10,075.48	12,265.85	11,170.48	99,027.82	232,539.63	0.00	0.00	0.00	0.00	0.00
Electricity Expenses	5020402000	2,972,000.00	(1,680,109.00)	1,291,891.00	2,972,000.00	(1,680,109.00)	0.00	0.00	1,291,891.00	246,850.69	448,225.81	209,238.84	387,575.66	1,291,891.00	246,850.69	448,225.81	209,238.84	387,575.66	1,291,891.00	0.00	0.00	0.00	0.00	0.00
Communication Expenses		<b>1,848,000.00</b>	<b>(1,080,612.45)</b>	<b>767,387.55</b>	<b>1,848,000.00</b>	<b>(1,080,612.45)</b>	<b>0.00</b>	<b>0.00</b>	<b>767,387.55</b>	<b>137,731.52</b>	<b>228,317.52</b>	<b>154,057.83</b>	<b>196,473.68</b>	<b>767,387.55</b>	<b>137,731.52</b>	<b>228,317.52</b>	<b>154,057.83</b>	<b>196,473.68</b>	<b>767,387.55</b>	<b>0.00</b>	<b>50,807.00</b>	<b>8,278.50</b>	<b>0.00</b>	<b>0.00</b>
Postage and Courier Services	5020501000	90,000.00	13,372.30	103,372.30	90,000.00	13,372.30	0.00	0.00	103,372.30	3,294.50	34,645.30	32,692.00	32,740.50	103,372.30	3,294.50	34,645.30	32,692.00	32,740.50	103,372.30	0.00	0.00	0.00	4,780.00	0.00
Telephone Expenses	5020502000	841,000.00	(518,764.25)	322,235.75	841,000.00	(518,764.25)	0.00	0.00	322,235.75	91,439.66	93,043.11	57,957.98	79,795.00	322,235.75	91,439.66	93,043.11	57,957.98	79,795.00	322,235.75	0.00	0.00	999.00	0.00	0.00
Mobile	5020502001	510,000.00	(255,711.72)	254,288.28	510,000.00	(255,711.72)	0.00	0.00	254,288.28	49,912.32	75,582.98	52,357.98	76,435.00	254,288.28	49,912.32	75,582.98	52,357.98	76,435.00	254,288.28	0.00	0.00	999.00	0.00	0.00
Landline	5020502002	331,000.00	(263,052.53)	67,947.47	331,000.00	(263,052.53)	0.00	0.00	67,947.47	41,527.34	17,460.13	5,600.00	3,360.00	67,947.47	41,527.34	17,460.13	5,600.00	3,360.00	67,947.47	0.00	0.00	0.00	0.00	0.00
Internet Subscription Expenses	5020503000	862,000.00	(575,220.50)	286,779.50	862,000.00	(575,220.50)	0.00	0.00	286,779.50	42,997.36	99,431.11	61,610.85	82,740.18	286,779.50	42,997.36	99,431.11	61,610.85	82,740.18	286,779.50	0.00	0.00	2,499.50	0.00	0.00
Cable, Satellite, Telegraph and Radio Expenses	5020504000	55,000.00	0.00	55,000.00	55,000.00	0.00	0.00	0.00	55,000.00	1,198.00	1,197.00	1,198.00	1,198.00	55,000.00	1,198.00	1,197.00	1,198.00	1,198.00	55,000.00	0.00	0.00	50,807.00	0.00	0.00
Awards/Rewards and Prizes		<b>128,000.00</b>	<b>112,000.00</b>	<b>240,000.00</b>	<b>128,000.00</b>	<b>112,000.00</b>	<b>0.00</b>	<b>15,000.00</b>	<b>240,000.00</b>	<b>0.00</b>	<b>40,000.00</b>	<b>150,000.00</b>	<b>50,000.00</b>	<b>240,000.00</b>	<b>0.00</b>	<b>40,000.00</b>	<b>150,000.00</b>	<b>50,000.00</b>	<b>240,000.00</b>	<b>0.00</b>	<b>0.00</b>	<b>0.00</b>	<b>0.00</b>	<b>0.00</b>
Awards/Rewards Expenses	5020601000	128,000.00	112,000.00	240,000.00	128,000.00	112,000.00	0.00	15,000.00	240,000.00	0.00	40,000.00	150,000.00	50,000.00	240,000.00	0.00	40,000.00	150,000.00	50,000.00	240,000.00	0.00	0.00	0.00	0.00	0.00
Awards/Rewards Expenses	5020601001	0.00	15,000.00	15,000.00	0.00	15,000.00	0.00	0.00	15,000.00	0.00	15,000.00	0.00	0.00	15,000.00	0.00	15,000.00	0.00	0.00	15,000.00	0.00	0.00	0.00	0.00	0.00
Rewards and Incentives	5020601002	128,000.00	97,000.00	225,000.00	128,000.00	97,000.00	0.00	0.00	225,000.00	0.00	25,000.00	150,000.00	50,000.00	225,000.00	0.00	25,000.00	150,000.00	50,000.00	225,000.00	0.00	0.00	0.00	0.00	0.00
Survey, Research, Exploration and		<b>10,000.00</b>	<b>0.00</b>	<b>10,000.00</b>	<b>10,000.00</b>	<b>0.00</b>	<b>0.00</b>	<b>0.00</b>	<b>10,000.00</b>	<b>0.00</b>	<b>0.00</b>	<b>0.00</b>	<b>0.00</b>	<b>10,000.00</b>	<b>0.00</b>	<b>0.00</b>	<b>0.00</b>	<b>0.00</b>	<b>10,000.00</b>	<b>0.00</b>	<b>0.00</b>	<b>0.00</b>	<b>0.00</b>	<b>0.00</b>
Survey Expenses	5020701000	10,000.00	0.00	10,000.00	10,000.00	0.00	0.00	0.00	10,000.00	0.00	0.00	0.00	0.00	10,000.00	0.00	0.00	0.00	0.00	10,000.00	0.00	0.00	0.00	0.00	0.00
Confidential, Intelligence and Extraordinary		<b>136,000.00</b>	<b>0.00</b>	<b>136,000.00</b>	<b>136,000.00</b>	<b>0.00</b>	<b>0.00</b>	<b>0.00</b>	<b>136,000.00</b>	<b>33,900.00</b>	<b>33,900.00</b>	<b>33,900.00</b>	<b>33,900.00</b>	<b>136,000.00</b>	<b>33,900.00</b>	<b>33,900.00</b>	<b>33,900.00</b>	<b>33,900.00</b>	<b>136,000.00</b>	<b>0.00</b>	<b>400.00</b>	<b>0.00</b>	<b>0.00</b>	<b>0.00</b>
Extraordinary and Miscellaneous Expenses	5021003000	136,000.00	0.00	136,000.00	136,000.00	0.00	0.00	0.00	136,000.00	33,900.00	33,900.00	33,900.00	33,900.00	136,000.00	33,900.00	33,900.00	33,900.00	33,900.00	136,000.00	0.00	400.00	0.00	0.00	0.00
Professional Services		<b>263,000.00</b>	<b>137,527.61</b>	<b>400,527.61</b>	<b>263,000.00</b>	<b>137,527.61</b>	<b>0.00</b>	<b>0.00</b>	<b>400,527.61</b>	<b>53,360.00</b>	<b>81,692.25</b>	<b>28,721.95</b>	<b>143,053.41</b>	<b>400,527.61</b>	<b>53,360.00</b>	<b>81,692.25</b>	<b>28,721.95</b>	<b>143,053.41</b>	<b>400,527.61</b>	<b>0.00</b>	<b>93,700.00</b>	<b>21,000.00</b>	<b>0.00</b>	<b>0.00</b>
Legal Services	5021101000	13,000.00	9,769.25	22,769.25	13,000.00	9,769.25	0.00	0.00	22,769.25	5,460.00	6,692.25	4,043.00	6,692.25	22,769.25	5,460.00	6,692.25	4,043.00	6,692.25	22,769.25	0.00	0.00	0.00	0.00	0.00
Auditing Services	5021102000	100,000.00	0.00	100,000.00	100,000.00	0.00	0.00	0.00	100,000.00	0.00	4,500.00	1,800.00	0.00	100,000.00	0.00	4,500.00	1,800.00	0.00	100,000.00	0.00	0.00	93,700.00	0.00	0.00
Other Professional Services	5021199000	150,000.00	127,758.36	277,758.36	150,000.00	127,758.36	0.00	0.00	277,758.36	47,900.00	70,500.00	20,347.95	139,010.41	277,758.36	47,900.00	70,500.00	20,347.95	139,010.41	277,758.36	0.00	0.00	21,000.00	0.00	0.00
General Services		<b>7,677,000.00</b>	<b>(576,835.71)</b>	<b>7,100,164.29</b>	<b>7,677,000.00</b>	<b>(576,835.71)</b>	<b>0.00</b>	<b>0.00</b>	<b>7,100,164.29</b>	<b>1,353,800.15</b>	<b>1,590,469.42</b>	<b>938,942.19</b>	<b>2,738,957.35</b>	<b>7,100,164.29</b>	<b>1,353,800.15</b>	<b>1,590,469.42</b>	<b>938,942.19</b>	<b>2,738,957.35</b>	<b>7,100,164.29</b>	<b>0.00</b>	<b>477,995.18</b>	<b>3,439.31</b>	<b>0.00</b>	<b>0.00</b>
Security Services	5021203000	2,845,000.00	0.00	2,845,000.00	2,845,000.00	0.00	0.00	0.00	2,845,000.00	322,085.92	563,407.60	826,182.97	655,328.33	2,845,000.00	322,085.92	563,407.60	826,182.97	655,328.33	2,845,000.00	0.00	0.00	477,995.18	0.00	0.00
Other General Services	5021299000	4,832,000.00	(576,835.71)	4,255,164.29	4,832,000.00	(576,835.71)	0.00	0.00	4,255,164.29	1,031,714.23	1,027,061.82	112,759.22	2,083,629.02	4,255,164.29	1,031,714.23	1,027,061.82	112,759.22	2,083,629.02	4,255,164.29	0.00	0.00	3,439.31	0.00	0.00
Other General Services	5021299009	4,832,000.00	(576,835.71)	4,255,164.29	4,832,000.00	(576,835.71)	0.00	0.00	4,255,164.29	1,031,714.23	1,027,061.82	112,759.22	2,083,629.02	4,255,164.29	1,031,714.23	1,027,061.82	112,759.22	2,083,629.02	4,255,164.29	0.00	0.00	3,439.31	0.00	0.00
Repairs and Maintenance		<b>1,567,000.00</b>	<b>(653,114.49)</b>	<b>913,885.51</b>	<b>1,567,000.00</b>	<b>(653,114.49)</b>	<b>0.00</b>	<b>0.00</b>	<b>913,885.51</b>	<b>66,987.00</b>	<b>130,202.90</b>	<b>210,754.84</b>	<b>317,772.79</b>	<b>913,885.51</b>	<b>66,987.00</b>	<b>130,202.90</b>	<b>210,754.84</b>	<b>317,772.79</b>	<b>913,885.51</b>	<b>0.00</b>	<b>188,167.98</b>	<b>0.00</b>	<b>0.00</b>	<b>0.00</b>
Repairs and Maintenance - Buildings and Other	5021304000	500,000.00	(292,177.74)	207,822.26	500,000.00	(292,177.74)	0.00	0.00	207,822.26	4,548.00	24,223.30	1,650.00	177,400.96	207,822.26	4,548.00	24,223.30	1,650.00	177,400.96	207,822.26	0.00	0.00	0.00	0.00	0.00
Buildings	5021304001	500,000.00	(292,177.74)	207,822.26	500,000.00	(292,177.74)	0.00	0.00	207,822.26	4,548.00	24,223.30	1,650.00	177,400.96	207,822.26	4,548.00	24,223.30	1,650.00	177,400.96	207,822.26	0.00	0.00	0.00	0.00	0.00
Repairs and Maintenance - Machinery and	5021305000	178,000.00	0.00	178,000.00	178,000.00	0.00	0.00	0.00	178,000.00	12,949.00	39,329.60	37,500.00	550.00	178,000.00	12,949.00	39,329.60	37,500.00	550.00	178,000.00	0.00	0.00	87,671.40	0.00	0.00
Information and Communication Technology Equipment	5021305003	120,000.00	0.00	120,000.00	120,000.00	0.00	0.00	0.00	120,000.00	750.00	39,329.60	0.00	550.00	120,000.00	750.00									

Miscellaneous Personnel Benefits Fund		0.00	2,966,762.15	2,966,762.15	0.00	0.00	(1,983,153.45)	4,949,915.60	2,966,762.15	0.00	2,760,222.57	206,539.58	0.00	2,966,762.15	0.00	2,760,222.57	206,539.58	0.00	2,966,762.15	0.00	0.00	0.00	0.00
Other Compensation	5010200000	0.00	2,966,762.15	2,966,762.15	0.00	0.00	(1,983,153.45)	4,949,915.60	2,966,762.15	0.00	2,760,222.57	206,539.58	0.00	2,966,762.15	0.00	2,760,222.57	206,539.58	0.00	2,966,762.15	0.00	0.00	0.00	0.00
Other Bonuses and Allowances		0.00	2,966,762.15	2,966,762.15	0.00	0.00	(1,983,153.45)	4,949,915.60	2,966,762.15	0.00	2,760,222.57	206,539.58	0.00	2,966,762.15	0.00	2,760,222.57	206,539.58	0.00	2,966,762.15	0.00	0.00	0.00	0.00
Performance Based Bonus - Civilian	5010299014	0.00	2,966,762.15	2,966,762.15	0.00	0.00	(1,983,153.45)	4,949,915.60	2,966,762.15	0.00	2,760,222.57	206,539.58	0.00	2,966,762.15	0.00	2,760,222.57	206,539.58	0.00	2,966,762.15	0.00	0.00	0.00	0.00
Pension and Gratuity Fund		0.00	8,818,865.00	8,818,865.00	0.00	8,818,865.00	0.00	8,818,865.00	1,331,892.30	1,916,605.52	3,932,147.95	1,638,216.95	8,818,862.72	1,331,892.30	1,916,605.52	3,932,147.95	1,638,216.95	8,818,862.72	0.00	2,28	0.00	0.00	0.00
Other Personnel Benefits	5010400000	0.00	8,818,865.00	8,818,865.00	0.00	8,818,865.00	0.00	8,818,865.00	1,331,892.30	1,916,605.52	3,932,147.95	1,638,216.95	8,818,862.72	1,331,892.30	1,916,605.52	3,932,147.95	1,638,216.95	8,818,862.72	0.00	2,28	0.00	0.00	
Terminal Leave Benefits		0.00	8,818,865.00	8,818,865.00	0.00	8,818,865.00	0.00	8,818,865.00	1,331,892.30	1,916,605.52	3,932,147.95	1,638,216.95	8,818,862.72	1,331,892.30	1,916,605.52	3,932,147.95	1,638,216.95	8,818,862.72	0.00	2,28	0.00	0.00	
Terminal Leave Benefits - Civilian	5010403001	0.00	8,818,865.00	8,818,865.00	0.00	8,818,865.00	0.00	8,818,865.00	1,331,892.30	1,916,605.52	3,932,147.95	1,638,216.95	8,818,862.72	1,331,892.30	1,916,605.52	3,932,147.95	1,638,216.95	8,818,862.72	0.00	2,28	0.00	0.00	
<b>GRAND TOTAL</b>		<b>266,729,000.00</b>	<b>371,625,996.85</b>	<b>638,354,996.85</b>	<b>266,729,000.00</b>	<b>8,818,865.00</b>	<b>(19,180,449.08)</b>	<b>381,987,580.93</b>	<b>638,354,996.85</b>	<b>31,591,561.59</b>	<b>126,029,862.90</b>	<b>144,924,068.92</b>	<b>333,785,463.48</b>	<b>636,330,956.89</b>	<b>31,568,862.59</b>	<b>55,881,029.30</b>	<b>108,208,108.84</b>	<b>432,547,634.90</b>	<b>628,205,635.63</b>	<b>0.00</b>	<b>2,024,039.96</b>	<b>8,125,321.26</b>	<b>0.00</b>


Certified Correct:

  
 \_\_\_\_\_  
 NERJIL MAE T. ACIERTO  
 AO V / BUDGET OFFICER  
 Date: February 2, 2024 06:10 PM


Certified Correct:

  
 \_\_\_\_\_  
 KAYE KASHA L. ABRONGAR  
 REGIONAL ACCOUNTANT  
 Date: February 2, 2024 06:10 PM

Recommending Approval By:

  
 \_\_\_\_\_  
 KAYE KASHA L. ABRONGAR  
 CHIEF ADMINISTRATIVE OFFICER  
 Date: February 2, 2024 06:14 PM

Approved By:

  
 \_\_\_\_\_  
 DAN M. NAVARRO  
 REGIONAL DIRECTOR  
 Date: February 2, 2024 06:19 PM


SUMMARY OF APPROPRIATIONS, ALLOTMENTS, OBLIGATIONS, DISBURSEMENTS AND BALANCES BY OBJECT OF EXPENDITURES


As at the Quarter Ending December 31, 2023

Department : Department of Labor and Employment (DOLE)  
 Agency/Entity : Technical Education and Skills Development Authority  
 Operating Unit : Regional Office X  
 Organization Code (UACS) : 16 009 0300010  
 Fund Cluster : 03 - Special Account - Locally Funded/Domestic Grants Fund  
 (e.g. UACS Fund Cluster: 01-Regular Agency Fund, 02-Foreign Assisted Projects Fund, 03-Special Account-Locally Funded/Domestic Grants Fund, and 04-Special Account-Foreign Assisted/Foreign Grants Fund)


X	Current Year Appropriations
	Supplemental Appropriations
	Continuing Appropriations

Particulars	UACS CODE	Appropriations					Allotments		Obligations					Disbursements				Balances					
		Authorized Appropriations	Adjustments (Transfer To/From, Modifications/ Augmentations)	Adjusted Appropriations	Allotments Received	Adjustments (Reductions, Modifications/ Augmentations)	Transfer To	Transfer From	Adjusted Allotments	1st Quarter Ending March 31	2nd Quarter Ending June 30	3rd Quarter Ending September 30	4th Quarter Ending December 31	Total	1st Quarter Ending March 31	2nd Quarter Ending June 30	3rd Quarter Ending September 30	4th Quarter Ending December 31	Total	Unreleased Appropriations	Unobligated Allotments	Unpaid Obligations (15-20)=(23+24)	
																						Due and Demandable	Not Yet Due and Demandable
1	2	3	4	5=(3+4)	6	7	8	9	10=[(6+)-(7)-8+9]	11	12	13	14	15=[(11+12+13+14)]	16	17	18	19	20=[(16+17+18+19)]	21=(5-10)	22=(10-15)	23	24
SUMMARY		0.00	59,923,625.00	59,923,625.00	0.00	0.00	0.00	59,923,625.00	59,923,625.00	0.00	57,945,425.00	0.00	1,978,200.00	59,923,625.00	0.00	4,413,885.00	1,266,560.00	53,236,480.00	58,916,925.00	0.00	0.00	1,006,700.00	0.00
B. AUTOMATIC APPROPRIATIONS		0.00	59,923,625.00	59,923,625.00	0.00	0.00	0.00	59,923,625.00	59,923,625.00	0.00	57,945,425.00	0.00	1,978,200.00	59,923,625.00	0.00	4,413,885.00	1,266,560.00	53,236,480.00	58,916,925.00	0.00	0.00	1,006,700.00	0.00
Special Accounts in the General Fund		0.00	59,923,625.00	59,923,625.00	0.00	0.00	0.00	59,923,625.00	59,923,625.00	0.00	57,945,425.00	0.00	1,978,200.00	59,923,625.00	0.00	4,413,885.00	1,266,560.00	53,236,480.00	58,916,925.00	0.00	0.00	1,006,700.00	0.00
Rice Competitiveness Enhancement Fund		0.00	59,923,625.00	59,923,625.00	0.00	0.00	0.00	59,923,625.00	59,923,625.00	0.00	57,945,425.00	0.00	1,978,200.00	59,923,625.00	0.00	4,413,885.00	1,266,560.00	53,236,480.00	58,916,925.00	0.00	0.00	1,006,700.00	0.00
Training and Scholarship Expenses		0.00	59,923,625.00	59,923,625.00	0.00	0.00	0.00	59,923,625.00	59,923,625.00	0.00	57,945,425.00	0.00	1,978,200.00	59,923,625.00	0.00	4,413,885.00	1,266,560.00	53,236,480.00	58,916,925.00	0.00	0.00	1,006,700.00	0.00
Training Expenses	5020201002	0.00	59,923,625.00	59,923,625.00	0.00	0.00	0.00	59,923,625.00	59,923,625.00	0.00	57,945,425.00	0.00	1,978,200.00	59,923,625.00	0.00	4,413,885.00	1,266,560.00	53,236,480.00	58,916,925.00	0.00	0.00	1,006,700.00	0.00
GRAND TOTAL		0.00	59,923,625.00	59,923,625.00	0.00	0.00	0.00	59,923,625.00	59,923,625.00	0.00	57,945,425.00	0.00	1,978,200.00	59,923,625.00	0.00	4,413,885.00	1,266,560.00	53,236,480.00	58,916,925.00	0.00	0.00	1,006,700.00	0.00

Certified Correct:  
  
 \_\_\_\_\_  
 NERJIL MAE T. ACIERTO  
 AO V / BUDGET OFFICER  
 Date: February 2, 2024 06:10 PM

Certified Correct:  
  
 \_\_\_\_\_  
 KAYE KASHA L. ABROGAR  
 REGIONAL ACCOUNTANT  
 Date: February 2, 2024 06:10 PM

Recommending Approval By:  
  
 \_\_\_\_\_  
 KAYE KASHA L. ABROGAR  
 CHIEF ADMINISTRATIVE OFFICER  
 Date: February 2, 2024 06:14 PM

Approved By:  
  
 \_\_\_\_\_  
 DAN M. NAVARRO  
 REGIONAL DIRECTOR  
 Date: February 2, 2024 06:19 PM