


QUARTERLY PHYSICAL REPORT OF OPERATION
As of June 30, 2025


Department : Department of Labor and Employment (DOLE)
 Agency/Entity : Technical Education and Skills Development Authority
 Operating Unit : Regional Office X
 Organization Code (UACS) : 16 009 0300010


Particulars	UACS CODE	Physical Target (Budget Year)					Physical Accomplishment (Budget Year)					Variance as of June 30, 2025	Remarks
		1st Quarter	2nd Quarter	3rd Quarter	4th Quarter	Total	1st Quarter	2nd Quarter	3rd Quarter	4th Quarter	Total		
1	2	3	4	5	6	7	8	9	10	11	12	13	14
TECHNICAL EDUCATION AND SKILLS DEVELOPMENT POLICY PROGRAM	3101000000000000												
OO : Employability increased and / or enhanced													
Outcome Indicator(s)													
1. Percentage of stakeholders who rate			94%		94%	94%		no result yet of the study/ survey conducted					Study/survey is set to be conducted semi-annually
policies/plans as good or better													
Output Indicator(s)													
1. Number of National, Regional/Provincial						1 Regional Technical Education and Skills Development Plan (RTESDP) Monitored							to be monitored in the 4th qtr
TESD plans formulated/updated													
TECHNICAL EDUCATION AND SKILLS DEVELOPMENT REGULATORY PROGRAM	3102000000000000												
OO : Employability increased and / or enhanced													
Outcome Indicator(s)													
1. Percentage compliance of Technical and Vocational		85%	85%	85%	85%	85%	0%	23.08%			23.08%		Compliance audit started at later week of March
Education and Training (TVET) programs to TESDA,													
industry, and industry standards and requirements													
2. Percentage of TVET graduates that					60%	60%	37.34%	50.15%			50.15%		based on the number of graduates of qualifications with Competency Assessment Tools (CATs)
undergo assessment for certification													
3. Percentage of TVET programs with tie-ups			60%		60%	60%	100%	96.55%			96.55%		based on the total number of partnership forged that is industry-based
to industry													
Output Indicator(s)													
1. Percentage of registered accredited TVET		25%	50%	75%	100%	100%	0%	27.18%			27.18%		Compliance audit started at later week of March, all audited programs by the end of March are subject for CQ validation before final reporting
programs audited													

Department : Department of Labor and Employment (DOLE)
Agency/Entity : Technical Education and Skills Development Authority
Operating Unit : Regional Office X
Organization Code (UACS) : 16 009 0300010

Particulars	UACS CODE	Physical Target (Budget Year)					Physical Accomplishment (Budget Year)					Variance as of June 30, 2025	Remarks
		1st Quarter	2nd Quarter	3rd Quarter	4th Quarter	Total	1st Quarter	2nd Quarter	3rd Quarter	4th Quarter	Total		
1	2	3	4	5	6	7	8	9	10	11	12	13	14
2. Percentage of skilled workers issued with certification within 7 days of their application		90%	90%	90%	90%	90%	95.05%	92.63%			93.84%		based from the total applications received for the period
3. Number of consultations, orientations and workshops for development of competency standards/training regulations			1	1	1	3	CO target	CO target					Central Office Target
TECHNICAL EDUCATION AND SKILLS DEVELOPMENT PROGRAM	3103000000000000												
OO : Employability increased and / or enhanced Outcome Indicator(s)													
1. Percentage of graduates from technical education and skills development scholarship programs that are employed					78.98%	78.98%							CO to provide data based from the SETG result by the end of the year
Output Indicator(s)													
1. Number of graduates from technical education and skills development scholarship programs		825	2,065	2,475	2,888	8,253	0	3,398			3,398		implementation of scholarship programs started in the later part of March.
2. Number of training institutions/ establishments/ assessment centers provided with technical assistance		36 (30 TVIs, & 6 ACs)	110 (91 TVIs, & 19 ACs)	147 (121 TVIs, 26 ACs)	73 (60 TVIs, 13 ACs)	366 (302 TVIs, & 64 ACs)	234 (186 TVIs, 48 ACs)	102 (85 TVIs, 17 ACs)			336 (271 TVI, 65 ACs)		
3. Number of TESDA Technology Institutions (TTIs) graduates		1,396	3,492	4,190	4,888	13,966	2,763	13,579			16,342		

Prepared By: 
ELSA MAY H. DE PEDRO
PLANNING OFFICER
Date: July 28, 2025 02:03 PM

In coordination with: 
NERIL MAE N. ACIERTO
BUDGET OFFICER
Date: July 28, 2025 02:03 PM

Approved By: 
RAFAEL Y. ABROGADO
REGIONAL DIRECTOR
Date: July 28, 2025 03:01 PM